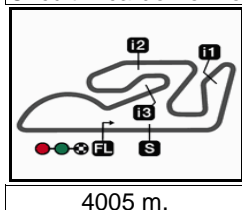



GRAN PREMIO MOTUL DE LA COMUNITAT VALENCIANA

Free Practice Nr. 3

Classification

10



		Rider	Nation	Team	Motorcycle	Time	Lap Total	Gap	Top Speed
1	72	Marco BEZZECCHI	ITA	SKY Racing Team VR46	KALEX	1'34.698	8 20		275.0
2	40	Hector GARZO	SPA	Flexbox HP 40	KALEX	1'34.711	16 16	0.013 0.013	270.7
3	42	Marcos RAMIREZ	SPA	Tennor American Racing	KALEX	1'34.723	6 18	0.025 0.012	275.0
4	21	Fabio DI GIANNANTONIO	ITA	MB Conveyors Speed Up	SPEED UP	1'34.788	18 18	0.090 0.065	267.5
5	22	Sam LOWES	GBR	EG 0,0 Marc VDS	KALEX	1'34.826	8 15	0.128 0.038	268.5
6	64	Bo BENDSNEYDER	NED	NTS RW Racing GP	NTS	1'34.900	15 19	0.202 0.074	268.5
7	11	Nicolò BULEGA	ITA	Federal Oil Gresini Moto2	KALEX	1'34.918	14 21	0.220 0.018	270.7
8	23	Marcel SCHROTTER	GER	Liqui Moly Intact GP	KALEX	1'34.930	13 19	0.232 0.012	270.7
9	62	Stefano MANZI	ITA	MV Agusta Forward Racing	MV AGUSTA	1'34.949	11 20	0.251 0.019	266.5
10	16	Joe ROBERTS	USA	Tennor American Racing	KALEX	1'34.968	19 19	0.270 0.019	269.6
11	33	Enea BASTIANINI	ITA	Italtrans Racing Team	KALEX	1'34.970	20 20	0.272 0.002	272.8
12	97	Xavi VIERGE	SPA	Petronas Sprinta Racing	KALEX	1'34.972	16 20	0.274 0.002	269.6
13	7	Lorenzo BALDASSARRI	ITA	Flexbox HP 40	KALEX	1'34.973	3 21	0.275 0.001	267.5
14	87	Remy GARDNER	AUS	Onexox TKKR SAG Team	KALEX	1'34.979	5 18	0.281 0.006	270.7
15	44	Aron CANET	SPA	Inde Aspar Team Moto2	SPEED UP	1'35.123	15 17	0.425 0.144	266.5
16	10	Luca MARINI	ITA	SKY Racing Team VR46	KALEX	1'35.158	4 19	0.460 0.035	268.5
17	9	Jorge NAVARRO	SPA	MB Conveyors Speed Up	SPEED UP	1'35.249	5 15	0.551 0.091	269.6
18	37	Augusto FERNANDEZ	SPA	EG 0,0 Marc VDS	KALEX	1'35.258	5 19	0.560 0.009	270.7
19	88	Jorge MARTIN	SPA	Red Bull KTM Ajo	KALEX	1'35.341	15 16	0.643 0.083	273.9
20	12	Thomas LUTHI	SWI	Liqui Moly Intact GP	KALEX	1'35.410	9 19	0.712 0.069	268.5
21	45	Tetsuta NAGASHIMA	JPN	Red Bull KTM Ajo	KALEX	1'35.418	13 17	0.720 0.008	271.7
22	24	Simone CORSI	ITA	MV Agusta Forward Racing	MV AGUSTA	1'35.493	6 16	0.795 0.075	265.4
23	19	Lorenzo DALLA PORTA	ITA	Italtrans Racing Team	KALEX	1'35.626	18 18	0.928 0.133	270.7
24	35	Somkiat CHANTRA	THA	IDEMITSU Honda Team Asia	KALEX	1'35.799	5 20	1.101 0.173	272.8
25	27	Andi Farid IZDIHAR	INA	IDEMITSU Honda Team Asia	KALEX	1'35.893	5 15	1.195 0.094	269.6
26	57	Edgar PONS	SPA	Federal Oil Gresini Moto2	KALEX	1'35.935	16 17	1.237 0.042	267.5
27	55	Hafizh SYAHRIN	MAL	Inde Aspar Team Moto2	SPEED UP	1'36.175	6 17	1.477 0.240	268.5
28	74	Piotr BIESIEKIRSKI	POL	NTS RW Racing GP	NTS	1'37.014	20 20	2.316 0.839	267.5
29	99	Kasma DANIEL	MAL	Onexox TKKR SAG Team	KALEX	1'37.190	17 18	2.492 0.176	271.7

Practice condition: Dry

Air: 19°

Humidity: 72%

Ground: 20°

Fastest Lap:	Lap: 8	Marco BEZZECCHI	1'34.698	152.2 Km/h
Best Race Lap:	2019	Thomas LUTHI	1'34.820	152.0 Km/h
All Time Lap Record:	2019	Jorge NAVARRO	1'34.461	152.6 Km/h

The results are provisional until the end of the limit for protest and appeals.

Time limit for protest expires 30' after publication of the results - Time:

These data/results cannot be reproduced, stored and/or transmitted in whole or in part by any manner of electronic, mechanical, photocopying, recording, broadcasting or otherwise now known or herein after developed without the previous express consent by the copyright owner, except for reproduction in daily press and regular printed publications on sale to the public within 60 days of the event related to those data/results and always provided that copyright symbol appears together as follows below.

© DORNA, 2020

Official MotoGP Timing by TISSOT
www.motogp.com

Chestre, Saturday, November 14, 2020

moto2™




GRAN PREMIO MOTUL DE LA COMUNITAT VALENCIANA

Free Practice Nr. 3

Combined Free Practice Times

11

	Rider	Nation	Team	MOTORCYCLE	FP1	FP2	FP3	Gap
1	72 M.BEZZECCHI	ITA	SKY Racing Team VR46	KALEX	1'35.200 17	1'35.319 7	1'34.698 8	
2	40 H.GARZO	SPA	Flexbox HP 40	KALEX	1'35.048 13	1'35.293 8	1'34.711 16	0.013 0.013
3	42 M.RAMIREZ	SPA	Tennor American Racing	KALEX	1'35.338 19	1'35.294 18	1'34.723 6	0.025 0.012
4	21 F.DI GIANNANTO	ITA	MB Conveyors Speed Up	SPEED UP	1'34.942 16	1'34.893 13	1'34.788 18	0.090 0.065
5	22 S.LOWES	GBR	EG 0,0 Marc VDS	KALEX	1'34.957 6	1'34.983 19	1'34.826 8	0.128 0.038
6	9 J.NAVARRO	SPA	MB Conveyors Speed Up	SPEED UP	1'34.855 8	1'35.158 6	1'35.249 5	0.157 0.029
7	10 L.MARINI	ITA	SKY Racing Team VR46	KALEX	1'34.880 18	1'35.154 18	1'35.158 4	0.182 0.025
8	64 B.BENDSNEYDE	NED	NTS RW Racing GP	NTS	1'35.287 5	1'35.052 13	1'34.900 15	0.202 0.020
9	11 N.BULEGA	ITA	Federal Oil Gresini Moto2	KALEX	1'35.785 5	1'35.823 14	1'34.918 14	0.220 0.018
10	23 M.SCHROTTER	GER	Liqui Moly Intact GP	KALEX	1'35.004 19	1'35.075 7	1'34.930 13	0.232 0.012
11	62 S.MANZI	ITA	MV Agusta Forward Racing	MV AGUSTA	1'35.368 7	1'35.085 17	1'34.949 11	0.251 0.019
12	16 J.ROBERTS	USA	Tennor American Racing	KALEX	1'35.264 18	1'35.267 18	1'34.968 19	0.270 0.019
13	33 E.BASTIANINI	ITA	Italtrans Racing Team	KALEX	1'35.096 10	1'35.012 14	1'34.970 20	0.272 0.002
14	97 X.VIERGE	SPA	Petronas Sprinta Racing	KALEX	1'35.756 10	1'35.482 15	1'34.972 16	0.274 0.002
15	7 L.BALDASSARRI	ITA	Flexbox HP 40	KALEX	1'35.076 22	1'35.365 15	1'34.973 3	0.275 0.001
16	87 R.GARDNER	AUS	Onexox TKKR SAG Team	KALEX	1'35.401 16	1'35.381 14	1'34.979 5	0.281 0.006
17	44 A.CANET	SPA	Inde Aspar Team Moto2	SPEED UP	1'35.063 15	1'35.294 7	1'35.123 15	0.365 0.084
18	88 J.MARTIN	SPA	Red Bull KTM Ajo	KALEX	1'35.304 18	1'35.094 8	1'35.341 15	0.396 0.031
19	12 T.LUTHI	SWI	Liqui Moly Intact GP	KALEX	1'35.160 6	1'35.334 3	1'35.410 9	0.462 0.066
20	37 A.FERNANDEZ	SPA	EG 0,0 Marc VDS	KALEX	1'35.923 14	1'35.468 7	1'35.258 5	0.560 0.098
21	57 E.PONS	SPA	Federal Oil Gresini Moto2	KALEX	1'35.416 12	1'35.352 8	1'35.935 16	0.654 0.094
22	45 T.NAGASHIMA	JPN	Red Bull KTM Ajo	KALEX	1'35.626 16	1'35.580 5	1'35.418 13	0.720 0.066
23	35 S.CHANTRA	THA	IDEMITSU Honda Team Asia	KALEX	1'35.722 19	1'35.491 4	1'35.799 5	0.793 0.073
24	24 S.CORSI	ITA	MV Agusta Forward Racing	MV AGUSTA	1'35.905 13	1'35.639 18	1'35.493 6	0.795 0.002
25	19 L.DALLA PORTA	ITA	Italtrans Racing Team	KALEX	1'36.311 11	1'36.136 14	1'35.626 18	0.928 0.133
26	27 A.IZDIHAR	INA	IDEMITSU Honda Team Asia	KALEX	1'36.329 9	1'36.147 5	1'35.893 5	1.195 0.267
27	55 H.SYHRIN	MAL	Inde Aspar Team Moto2	SPEED UP	1'36.262 14	1'36.488 16	1'36.175 6	1.477 0.282
28	99 K.DANIEL	MAL	Onexox TKKR SAG Team	KALEX	1'36.562 19	1'36.361 19	1'37.190 17	1.663 0.186
29	74 P.BIESIEKIRSKI	POL	NTS RW Racing GP	NTS	1'37.469 18	1'37.429 13	1'37.014 20	2.316 0.653

Pole Position Record:	2019	Jorge NAVARRO	1'34.461	152.6 Km/h
Best Race Lap:	2019	Thomas LUTHI	1'34.820	152.0 Km/h
All Time Lap Record:	2019	Jorge NAVARRO	1'34.461	152.6 Km/h

The results are provisional until the end of the limit for protest and appeals.

Time limit for protest expires 60' after publication of the results - Mr. Time:

These data/results cannot be reproduced, stored and/or transmitted in whole or in part by any manner of electronic, mechanical, photocopying, recording, broadcasting or otherwise now known or herein after developed without the previous express consent by the copyright owner, except for reproduction in daily press and regular printed publications on sale to the public within 60 days of the event related to those data/results and always provided that copyright symbol appears together as follows below.

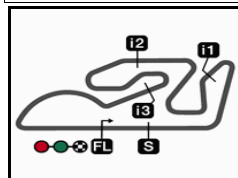
© DORNA, 2020

Official MotoGP Timing by TISSOT
www.motogp.com

Cheste, Saturday, November 14, 2020







4005 m.

GRAN PREMIO MOTUL DE LA COMUNITAT VALENCIANA

Free Practice Nr. 3

Top Speed & Average

12



Rider	Nation	Motorcycle	Top 5 speeds					Average	Top
42 Marcos RAMIREZ	SPA	KALEX	275.0	273.9	273.9	272.8	272.8	273.7	275.0
72 Marco BEZZECCHI	ITA	KALEX	275.0	273.9	273.9	272.8	272.8	273.7	275.0
88 Jorge MARTIN	SPA	KALEX	273.9	270.7	270.7	270.7	270.7	271.3	273.9
33 Enea BASTIANINI	ITA	KALEX	272.8	272.8	271.7	271.7	271.7	272.1	272.8
35 Somkiat CHANTRA	THA	KALEX	272.8	268.5	267.5	267.5	267.5	268.4	272.8
45 Tetsuta NAGASHIMA	JPN	KALEX	271.7	271.7	270.7	270.7	269.6	270.7	271.7
99 Kasma DANIEL	MAL	KALEX	271.7	271.7	270.7	269.6	269.6	270.7	271.7
11 Nicolò BULEGA	ITA	KALEX	270.7	269.6	269.6	269.6	269.6	269.8	270.7
19 Lorenzo DALLA PORTA	ITA	KALEX	270.7	270.7	269.6	269.6	269.6	269.9	270.7
23 Marcel SCHROTTER	GER	KALEX	270.7	269.6	269.6	269.6	269.6	269.8	270.7
37 Augusto FERNANDEZ	SPA	KALEX	270.7	270.7	269.6	269.6	269.6	270.0	270.7
40 Hector GARZO	SPA	KALEX	270.7	270.7	269.6	269.6	269.6	270.0	270.7
87 Remy GARDNER	AUS	KALEX	270.7	270.7	270.7	269.6	269.6	270.1	270.7
9 Jorge NAVARRO	SPA	SPEED UP	269.6	268.5	268.5	268.5	267.5	268.5	269.6
16 Joe ROBERTS	USA	KALEX	269.6	269.6	269.6	269.6	268.5	268.8	269.6
27 Andi Farid IZDIHAR	INA	KALEX	269.6	268.5	267.5	267.5	267.5	268.1	269.6
97 Xavi VIERGE	SPA	KALEX	269.6	269.6	269.6	268.5	268.5	268.9	269.6
10 Luca MARINI	ITA	KALEX	268.5	268.5	267.5	267.5	267.5	267.6	268.5
12 Thomas LUTHI	SWI	KALEX	268.5	268.5	268.5	268.5	268.5	268.5	268.5
22 Sam LOWES	GBR	KALEX	268.5	267.5	267.5	267.5	267.5	267.6	268.5
55 Hafizh SYAHRIN	MAL	SPEED UP	268.5	267.5	266.5	266.5	266.5	266.9	268.5
64 Bo BENDSNEYDER	NED	NTS	268.5	265.4	265.4	265.4	263.4	264.6	268.5
7 Lorenzo BALDASSARRI	ITA	KALEX	267.5	266.5	266.5	266.5	266.5	266.7	267.5
21 Fabio DI GIANNANTONIO	ITA	SPEED UP	267.5	266.5	266.5	266.5	266.5	266.6	267.5
57 Edgar PONS	SPA	KALEX	267.5	266.5	266.5	266.5	265.4	266.0	267.5
74 Piotr BIESIEKIRSKI	POL	NTS	267.5	267.5	266.5	266.5	266.5	266.9	267.5
44 Aron CANET	SPA	SPEED UP	266.5	266.5	266.5	266.5	265.4	265.9	266.5
62 Stefano MANZI	ITA	MV AGUSTA	266.5	265.4	265.4	264.4	264.4	264.7	266.5
24 Simone CORSI	ITA	MV AGUSTA	265.4	264.4	264.4	263.4	262.4	263.7	265.4

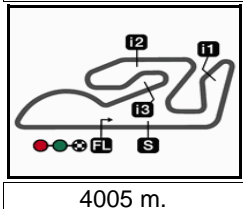
These data/results cannot be reproduced, stored and/or transmitted in whole or in part by any manner of electronic, mechanical, photocopying, recording, broadcasting or otherwise now known or herein after developed without the previous express consent by the copyright owner, except for reproduction in daily press and regular printed publications on sale to the public within 60 days of the event related to those data/results and always provided that copyright symbol appears together as follows below.

© DORNA, 2020

Official MotoGP Timing by TISSOT
www.motogp.com

Cheste, Saturday, November 14, 2020





4005 m.

GRAN PREMIO MOTUL DE LA COMUNITAT VALENCIANA

Free Practice Nr. 3

Chronological Analysis of Performances

13

* Lap / Sector time cancelled

T1 Time from finish line to 1st intermediate

T3 Time from 2nd intermed. to 3rd intermed.

P Crossing the finish line in pit lane

T2 Time from 1st intermed. to 2nd intermed.

T4 Time from 3rd intermediate to finish line

Lap	Lap Time	T1	T2	T3	T4	Speed	Lap	Lap Time	T1	T2	T3	T4	Speed	
1st	72	Marco BEZZECCHI SKY Racing Team VR ITA						3	1'34.892	21.688	25.227	22.283	25.694	273.9
		Runs=2 Total laps=20 Full laps=15						4	1'41.742	23.479	29.875	22.585	25.803	272.8
1	2'24.460	23.781	27.051	23.124	26.603		5	1'35.541	22.249	25.348	22.232	25.712	273.9	
2	1'35.541	21.864	25.627	22.413	25.637	271.7	6	1'34.723	21.677	25.221	22.192	25.633	271.7	
3	1'35.151	21.717	25.406	22.377	25.651	273.9	7	1'39.652 P	22.227	25.515	22.778	29.132	272.8	
4	1'34.803	21.636	25.307	22.268	25.592	273.9	8	11'27.306	22.351	26.284	23.065	26.255		
5	1'35.017	21.540	25.375	22.308	25.794	272.8	9	1'35.940	21.902	25.616	22.480	25.942	266.5	
6	1'34.793	21.621	25.198	22.273	25.701	271.7	10	1'35.916	21.888	25.633	22.459	25.936	268.5	
7	1'38.274 *	24.11.*	25.724	22.527	25.910*	272.8	11	1'40.124	21.875	28.756	23.153	26.340	267.5	
8	1'34.698	21.589	25.239	22.267	25.603	270.7	12	1'39.034	21.856	25.422	25.469	26.287	268.5	
9	1'43.887 P	25.310	25.923	22.754	29.900	275.0	13	1'35.483	21.806	25.452	22.350	25.875	268.5	
10	9'56.835	25.459	26.611	23.057	26.230		14	1'35.614	21.802	25.411	22.454	25.947	269.6	
11	1'35.986	22.115	25.621	22.464	25.786	267.5	15	1'35.380	21.752	25.377	22.410	25.841	269.6	
12	1'35.023	21.705	25.331	22.360	25.627	269.6	16	1'36.764 *	21.793	26.291	22.598*	26.082	270.7	
13	1'35.119	21.674	25.380	22.381	25.684	270.7	17	1'41.557 P	21.837	25.713	22.776	31.231	269.6	
14	1'35.173	21.664	25.356	22.410	25.743	270.7	18	3'16.539	23.864	28.086	23.686	27.243		
15	1'35.021	21.652	25.323	22.382	25.664	270.7								
16	1'35.113	21.654	25.313	22.323	25.823	270.7								
17	1'35.146	21.572	25.317	22.504	25.753	270.7								
18	1'36.696 *	21.601	25.868*	23.130	26.097	270.7								
19	1'35.245	21.554	25.518	22.373	25.800	271.7								
20	1'35.150	21.690	25.342	22.454	25.664	270.7								

2nd	40	Hector GARZO Flexbox HP 40 SPA					
		Runs=2 Total laps=16 Full laps=9					
1	1'56.616	23.054	27.143	23.182	27.920		
2	1'38.787	22.233	25.978	24.677	25.899	268.5	
3	1'35.578	21.908	25.506	22.494	25.670	270.7	
4	1'35.204	21.616	25.350	22.435	25.803	270.7	
5	1'50.192 P	26.926	30.798	22.843	29.625	269.6	
6	15'35.765	26.702	28.519	31.655	27.013		
7	1'39.016	22.332	26.244	24.337	26.103	264.4	
8	1'40.664	21.841	25.418	22.439	30.966	267.5	
9	1'52.676 *	24.31.*	27.705	34.625	26.033	265.4	
10	1'39.052	22.156	25.777	22.541	28.578	268.5	
11	1'36.527	21.680	25.728	22.857	26.262	268.5	
12	1'42.258	23.525	25.549	26.771	26.413	267.5	
13	1'35.142 *	21.743	25.304	22.286*	25.809	269.6	
14	1'40.752 *	24.88*	27.638	22.366	25.868	268.5	
15	1'35.041 *	21.80.*	25.305	22.208	25.726	268.5	
16	1'34.711	21.644	25.218	22.281	25.568	269.6	

3rd	42	Marcos RAMIREZ Tennor American Raci SPA					
		Runs=3 Total laps=18 Full laps=12					
1	1'53.595	23.776	27.453	23.655	26.848		
2	1'36.682	22.226	25.944	22.651	25.861	275.0	

4th	21	Fabio DI GIANNANT MB Conveyors Speed ITA					
		Runs=3 Total laps=18 Full laps=10					
1	2'25.963	23.816	26.737	24.082	35.174		
2	1'35.866	21.973	25.732	22.420	25.741	264.4	
3	1'34.944	21.684	25.366	22.232	25.662	267.5	
4	1'35.278	21.700	25.542	22.360	25.676	266.5	
5	1'37.652 *	21.81.*	25.355	23.947	26.536	266.5	
6	1'35.060	21.770	25.347	22.292	25.651	266.5	
7	1'43.609 P	23.85.*	26.300	23.395	30.060	265.4	
8	8'38.464	23.025	26.288	22.538	26.061		
9	1'35.644	21.948	25.511	22.458	25.727	263.4	
10	1'35.283	21.766	25.389	22.264	25.864	264.4	
11	1'34.847	21.689	25.349	22.172	25.637	263.4	
12	1'39.638 P	21.644	25.820	22.747	29.427	265.4	
13	5'48.280	22.897	26.564	22.617	26.046		
14	1'35.356 *	21.85.*	25.536	22.326	25.639	264.4	
15	1'35.147	21.684	25.172	22.551	25.740	266.5	
16	1'40.223 *	21.666	26.138*	26.030	26.389	266.5	
17	1'35.274	21.856	25.298	22.240	25.880	265.4	
18	1'34.788	21.673	25.193	22.234	25.688	266.5	

5th	22	Sam LOWES EG 0,0 Marc VDS GBR					
		Runs=2 Total laps=16 Full laps=11					
1	2'44.628	26.096	30.348	23.003	26.423		
2	1'36.167	21.877	25.966	22.301	26.023	265.4	
3	1'35.014	21.649	25.354	22.221	25.790	266.5	
4	1'34.957	21.652	25.284	22.164	25.857	267.5	
5	1'34.928	21.632	25.267	22.205	25.824	267.5	
6	1'35.147	21.740	25.257	22.270	25.880	267.5	

Fastest Lap: Marco BEZZECCHI SKY Racing Team VR ITA **1'34.698** 21.589 25.239 22.267 25.603

These data/results cannot be reproduced, stored and/or transmitted in whole or in part by any manner of electronic, mechanical, photocopying, recording, broadcasting or otherwise now known or herein after developed without the previous express consent by the copyright owner, except for reproduction in daily press and regular printed publications on sale to the public within 60 days of the event related to those data/results and always provided that copyright symbol appears together as follows below.

© DORNA, 2020

Free Practice Nr. 3**Moto2**

Lap	Lap Time	T1	T2	T3	T4	Speed	Lap	Lap Time	T1	T2	T3	T4	Speed
7	1'34.910 *	21.610	25.271	22.191	25.838*	266.5	8th 23 Marcel SCHROTTE Liqui Moly Intact GP GER						
									Runs=2	Total laps=19		Full laps=13	
8	1'34.826	21.577	25.170	22.338	25.741	266.5	1	2'32.135	24.378	27.691	23.197	26.249	
9	1'47.862 P	21.706	29.514	24.098	32.544	266.5	2	1'35.798	21.783	25.652	22.520	25.843	266.5
10	9'57.489	26.699	27.060	22.653	26.085		3	1'35.350	21.705	25.368	22.476	25.801	268.5
11	1'35.509	21.788	25.537	22.267	25.917	265.4	4	1'35.180	21.596	25.410	22.304	25.870	268.5
12	1'35.061	21.653	25.394	22.173	25.841	268.5	5	1'35.146	21.736	25.286	22.331	25.793	267.5
13	1'34.865	21.594	25.174	22.239	25.858	267.5	6	1'34.961	21.616	25.234	22.365	25.746	269.6
14	1'34.843	21.675	25.165	22.211	25.792	264.4	7	1'35.153 *	21.690	25.261	22.391	25.811*	268.5
15	1'34.850	21.612	25.296	22.085	25.857	267.5	8	1'35.319	21.667	25.358	22.392	25.902	268.5
	unfinished	21.679	25.185			267.5	9	1'35.281	21.720	25.352	22.351	25.858	267.5
							10	1'40.017 P	23.212	25.642	22.432	28.731	266.5
6th 64 Bo BENDSNEYDER NTS RW Racing GP NED													
		Runs=3	Total laps=19		Full laps=12								
1	1'48.873	24.858	26.604	22.828	26.276		11	11'10.750	24.123	26.191	22.656	26.008	
2	1'36.457	22.146	25.719	22.541	26.051	260.4	12	1'35.397	21.823	25.415	22.362	25.797	266.5
3	1'35.748	21.870	25.424	22.489	25.965	262.4	13	1'34.930	21.655	25.270	22.255	25.750	268.5
4	1'35.322	21.830	25.284	22.308	25.900	262.4	14	1'35.950	21.678	25.446	22.896	25.930	269.6
5	1'35.321	21.783	25.356	22.326	25.856	263.4	15	1'35.137	21.686	25.275	22.367	25.809	269.6
6	1'35.445	21.825	25.285	22.376	25.959	262.4	16	1'35.033 *	21.630	25.227	22.375*	25.801	269.6
7	1'35.500	21.844	25.354	22.414	25.888	262.4	17	1'35.176	21.680	25.293	22.433	25.770	270.7
8	1'35.499	21.855	25.377	22.338	25.929	263.4	18	1'35.218 *	21.63*	25.415	22.369	25.795	269.6
9	1'43.943 P	21.890	25.523	23.899	32.631	262.4	19	1'35.140	21.712	25.247	22.375	25.806	268.5
10	6'58.252	24.004	26.088	22.642	26.060		9th 62 Stefano MANZI MV Agusta Forward R ITA						
									Runs=2	Total laps=20		Full laps=14	
11	1'35.769	21.885	25.510	22.406	25.968	262.4	1	2'17.393	25.222	26.963	26.434	26.184	
12	1'44.966 P	22.897	26.841	23.733	31.495	263.4	2	1'36.293	22.098	25.683	22.624	25.888	261.4
13	6'01.186	24.380	27.087	23.657	28.569		3	1'35.593	21.901	25.487	22.471	25.734	264.4
14	1'35.534	21.911	25.567	22.272	25.784	263.4	4	1'35.362	21.782	25.388	22.461	25.731	264.4
15	1'34.900	21.755	25.237	22.187	25.721	265.4	5	1'35.362	21.763	25.408	22.430	25.761	264.4
16	1'35.406 *	21.736	25.244	22.541*	25.885	265.4	6	1'35.199	21.748	25.376	22.356	25.719	265.4
17	1'35.302	21.796	25.306	22.281	25.919	265.4	7	1'35.414	21.782	25.347	22.463	25.822	265.4
18	1'37.375 *	22.551*	26.451	22.461	25.913	268.5	8	1'35.595 *	21.821	25.524	22.446	25.804*	266.5
19	1'35.495	21.772	25.366	22.355	26.002	263.4	9	1'35.400 *	21.80*	25.399	22.363	25.829	264.4
7th 11 Nicolò BULEGA Federal Oil Gresini M ITA													
		Runs=2	Total laps=21		Full laps=15								
1	2'03.007	22.747	27.384	23.325	35.071		10	1'35.187	21.769	25.284	22.434	25.700	264.4
2	1'36.889	22.346	25.926	22.661	25.956	267.5	11	1'34.949	21.693	25.218	22.339	25.699	264.4
3	1'36.245	21.974	25.731	22.504	26.036	269.6	12	1'43.710 P	23.271	26.757	23.462	30.220	263.4
4	1'36.379 *	22.051*	26.053	22.378	25.898	268.5	13	9'19.665	26.205	26.874	23.219	26.021	
5	1'36.078	22.075	25.645	22.500	25.858	270.7	14	1'35.596	21.860	25.470	22.455	25.811	263.4
6	1'35.549	21.788	25.421	22.473	25.867	269.6	15	1'35.641	21.893	25.495	22.475	25.778	264.4
7	1'35.516	21.811	25.419	22.454	25.832	269.6	16	1'35.402	21.762	25.331	22.400	25.909	263.4
8	1'37.055 *	21.872	26.831	22.495	25.857*	269.6	17	1'35.280 *	21.693	25.295	22.491*	25.801	264.4
9	1'35.539	21.716	25.542	22.428	25.853	269.6	18	1'35.534	21.834	25.341	22.580	25.779	264.4
10	1'42.845 P	23.597	26.342	22.996	29.910	268.5	19	1'35.249	21.755	25.332	22.362	25.800	264.4
11	9'01.665	27.204	27.355	22.800	26.150		20	1'35.394	21.649	25.386	22.449	25.910	264.4
12	1'35.488	21.877	25.424	22.293	25.894	266.5	10th 16 Joe ROBERTS Tennor American Raci USA						
13	1'35.195	21.810	25.342	22.258	25.785	268.5			Runs=2	Total laps=20		Full laps=15	
14	1'34.918	21.687	25.261	22.266	25.704	267.5	1	2'38.106	24.139	27.708	23.486	26.217	
15	1'35.163	21.639	25.378	22.359	25.787	267.5	2	1'36.140	22.059	25.774	22.474	25.833	267.5
16	1'35.303	21.701	25.362	22.439	25.801	267.5	3	1'35.566	21.935	25.512	22.377	25.742	268.5
17	1'40.349 *	23.251*	25.614	24.609	26.873	268.5	4	1'35.310	21.801	25.350	22.373	25.786	268.5
18	1'35.543	21.858	25.450	22.347	25.888	267.5	5	1'42.154	22.507	30.907	22.733	26.007	268.5
19	1'35.108	21.769	25.274	22.312	25.753	267.5	6	1'35.296	21.897	25.345	22.302	25.752	268.5
20	1'35.252	21.752	25.325	22.388	25.787	268.5	7	1'35.229 *	21.845	25.275	22.404	25.705*	269.6
21	1'35.436	21.791	25.354	22.404	25.887	267.5	8	1'35.127	21.767	25.304	22.369	25.687	268.5

Fastest Lap: Marco BEZZECCHI SKY Racing Team VR ITA **1'34.698** 21.589 25.239 22.267 25.603

These data/results cannot be reproduced, stored and/or transmitted in whole or in part by any manner of electronic, mechanical, photocopying, recording, broadcasting or otherwise now known or herein after developed without the previous express consent by the copyright owner, except for reproduction in daily press and regular printed publications on sale to the public within 60 days of the event related to those data/results and always provided that copyright symbol appears together as follows below.
© DORNA, 2020

Official MotoGP Timing by TISSOT
www.motogp.com

Chestre, Saturday, November 14, 2020

Page 2 of 6



Free Practice Nr. 3

Moto2

Lap	Lap Time	T1	T2	T3	T4	Speed	Lap	Lap Time	T1	T2	T3	T4	Speed
9	1'35.066	21.704	25.306	22.316	25.740	269.6	19	1'35.364	21.752	25.385	22.346	25.881	268.5
10	1'40.491 P	22.175	26.025	23.081	29.210	267.5	20	1'40.023	21.897	25.467	26.135	26.524	268.5
11	10'01.604	24.969	27.852	24.783	26.780		13th 7 Lorenzo BALDA Flexbox HP 40 ITA						
12	1'40.456	22.296	27.576	23.311	27.273	265.4	Runs=2 Total laps=21 Full laps=15						
13	1'35.377	21.863	25.482	22.306	25.726	267.5	1	2'25.184	26.980	27.070	23.191	26.321	
14	1'35.058	21.687	25.266	22.331	25.774	268.5	2	1'35.498	21.937	25.519	22.338	25.704	265.4
15	1'34.973	21.671	25.244	22.334	25.724	269.6	3	1'34.973	21.734	25.307	22.216	25.716	266.5
16	1'35.224	21.792	25.229	22.351	25.852	268.5	4	1'34.995	21.673	25.295	22.282	25.745	266.5
17	1'34.995	21.746	25.211	22.318	25.720	268.5	5	1'35.052	21.700	25.383	22.216	25.753	267.5
18	1'35.034	21.748	25.233	22.337	25.716	268.5	6	1'35.030	21.670	25.235	22.278	25.847	266.5
19	1'34.968	21.738	25.259	22.277	25.694	268.5	7	1'35.463 *	21.741	25.408	22.383	25.931 *	265.4
	unfinished	21.667				269.6	8	1'37.275	23.750	25.437	22.327	25.761	263.4

11th 33 Enea BASTIANINI Italtrans Racing Team ITA						
		Runs=2	Total laps=20	Full laps=12		
1	2'23.181	23.795	26.804	22.997	26.200	
2	1'35.884	21.914	25.540	22.594	25.836	267.5
3	1'35.294	21.731	25.296	22.435	25.832	268.5
4	1'38.422 *	23.261*	25.473	22.466	27.214	269.6
5	1'35.149	21.636	25.233	22.424	25.856	270.7
6	1'38.155 *	24.031*	25.736	22.519	25.868	269.6
7	1'39.191 *	21.763	28.016	23.056	26.356*	269.6
8	1'35.132	21.638	25.337	22.440	25.717	270.7
9	1'35.276	21.678	25.357	22.418	25.823	270.7
10	1'35.035	21.618	25.264	22.380	25.773	270.7
11	1'39.107 P	21.646	25.359	23.432	28.670	268.5
12	9'17.393	23.751	27.048	23.092	26.267	
13	1'35.520	21.832	25.467	22.435	25.786	266.5
14	1'42.186	22.350	27.579	22.614	29.643	269.6
15	1'35.307	21.644	25.265	22.369	26.029	271.7
16	1'44.842	26.699	25.652	23.045	29.446	271.7
17	1'37.221 *	21.705	25.482	23.110*	26.924	272.8
18	1'35.088	21.611	25.337	22.338	25.802	271.7
19	1'35.153 *	21.541*	25.254	22.587	25.766	272.8
20	1'34.970	21.613	25.220	22.417	25.720	270.7

12th 97 Xavi VIERGE Petronas Sprinta Raci SPA						
		Runs=2	Total laps=20	Full laps=16		
1	1'58.720	22.918	28.237	23.850	27.574	
2	1'35.866	21.980	25.684	22.457	25.745	266.5
3	1'35.597	21.961	25.546	22.380	25.710	269.6
4	1'35.257	21.761	25.331	22.386	25.779	268.5
5	1'35.235	21.827	25.315	22.361	25.732	267.5
6	1'39.879	21.859	25.328	25.654	27.038	268.5
7	1'36.259	21.829	25.456	22.403	26.571	267.5
8	1'35.818 *	21.896	25.431	22.404	26.087*	267.5
9	1'35.434	21.789	25.367	22.452	25.826	267.5
10	1'50.049 P	21.896	25.418	28.725	34.010	266.5
11	10'02.322	24.679	27.486	23.167	26.585	
12	1'35.723	21.871	25.608	22.356	25.888	265.4
13	1'35.222	21.771	25.349	22.333	25.769	267.5
14	1'43.986	21.791	28.466	23.715	30.014	267.5
15	1'35.276	21.891	25.272	22.358	25.755	268.5
16	1'34.972	21.810	25.250	22.209	25.703	269.6
17	1'49.734	28.515	30.777	23.319	27.123	269.6
18	1'41.313	25.631	26.674	22.894	26.114	265.4

14th 87 Remy GARDNER Onexox TKKR SAG T AUS						
		Runs=2	Total laps=18	Full laps=13		
11	7'17.251	22.571	26.526	22.998	26.193	
12	1'41.186 *	23.74*	29.059	22.521	25.865	262.4
13	1'40.979	21.802	25.436	23.507	30.234	265.4
14	1'35.885	21.777	25.501	22.533	26.074	263.4
15	1'35.511	21.703	25.465	22.472	25.871	263.4
16	1'35.415	21.788	25.390	22.341	25.896	263.4
17	1'36.252	21.790	25.621	22.711	26.130	262.4
18	1'35.657 *	21.712	25.453	22.614*	25.878	263.4
19	1'35.139	21.677	25.308	22.261	25.893	263.4
20	1'35.111	21.708	25.374	22.254	25.775	262.4
21	1'35.002	21.672	25.343	22.234	25.753	263.4

15th 44 Aron CANET Inde Aspar Team Mot SPA						
		Runs=3	Total laps=17	Full laps=10		
10	1'43.676 P	21.883	25.230	22.422	34.141	268.5
11	12'07.717	25.346	26.968	23.045	27.460	
12	1'35.885	21.807	25.520	22.439	26.119	268.5
13	1'36.851	21.728	26.596	22.583	25.944	269.6
14	1'35.059	21.683	25.347	22.343	25.686	269.6
15	1'39.647 *	21.822	25.248	22.495*	30.082*	270.7
16	1'35.083	21.733	25.236	22.272	25.842	267.5
17	1'35.266	21.739	25.204	22.394	25.929	268.5
18	1'40.302	21.839	25.426	26.391	26.646	267.5

Fastest Lap: Marco BEZZECCHI SKY Racing Team VR ITA **1'34.698** 21.589 25.239 22.267 25.603

These data/results cannot be reproduced, stored and/or transmitted in whole or in part by any manner of electronic, mechanical, photocopying, recording, broadcasting or otherwise now known or herein after developed without the previous express consent by the copyright owner, except for reproduction in daily press and regular printed publications on sale to the public within 60 days of the event related to those data/results and always provided that copyright symbol appears together as follows below.
© DORNA, 2020



Free Practice Nr. 3

Moto2

Lap	Lap Time	T1	T2	T3	T4	Speed	Lap	Lap Time	T1	T2	T3	T4	Speed
7	7'50.814	23.232	26.560	23.027	25.872		3	1'35.899	21.756	25.385	22.438	26.320	269.6
8	1'36.027	21.909	25.571	22.570	25.977	263.4	4	1'35.526	21.822	25.464	22.426	25.814	269.6
9	1'35.824	21.948	25.508	22.511	25.857	262.4	5	1'35.258	21.827	25.308	22.349	25.774	270.7
10	1'35.704	21.937	25.372	22.530	25.865	263.4	6	1'36.460	21.790	25.345	22.555	26.770	270.7
11	1'41.133 P	21.939	25.358	22.451	31.385	264.4	7	1'36.190	21.976	25.376	22.490	26.348	268.5
12	7'06.937	23.080	27.520	24.322	28.711		8	1'38.087	21.813	25.437	22.468	28.369	267.5
13	1'35.442	21.938	25.367	22.374	25.763	266.5	9	1'35.409	21.927	25.325	22.282	25.875	269.6
14	1'38.149	21.846	25.358	23.965	26.980	266.5	10	1'39.552 P	21.902	25.338	22.430	29.882	268.5
15	1'35.123	21.871	25.225	22.286	25.741	266.5	11	10'43.859	24.444	26.590	23.165	32.494	
16	1'35.216	21.828	25.300	22.279	25.809	266.5	12	1'38.704	22.081	26.056	23.011	27.556	267.5
17	1'44.037 P	21.847	25.371	22.415	34.404	265.4	13	1'35.845	21.879	25.498	22.514	25.954	266.5

16th 10 Luca MARINI SKY Racing Team VR ITA

Runs=2 Total laps=19 Full laps=13

1	2'50.709	28.003	30.057	23.547	26.173	
2	1'36.106	21.921	25.936	22.479	25.770	266.5
3	1'35.628	21.798	25.547	22.426	25.857	268.5
4	1'35.158	21.682	25.405	22.363	25.708	267.5
5	1'35.236	21.762	25.329	22.413	25.732	267.5
6	1'41.520	21.835	25.411	22.499	31.775	267.5
7	1'35.800 *	21.801	25.374	22.507	26.118*	267.5
8	1'35.314	21.738	25.364	22.430	25.782	267.5
9	1'35.215	21.698	25.265	22.472	25.780	267.5
10	1'43.760 P	21.753	26.956	24.239	30.812	267.5
11	10'31.024	23.612	26.582	23.061	26.288	
12	1'37.575	21.988	25.650	23.804	26.133	264.4
13	1'35.673	21.743	25.516	22.541	25.873	267.5
14	1'35.544	21.815	25.431	22.418	25.880	267.5
15	1'35.618	21.728	25.479	22.574	25.837	268.5
16	1'35.677 *	21.810	25.326	22.606*	25.935	267.5
17	1'35.159	21.662	25.373	22.413	25.711	267.5
18	1'37.730 *	22.26*	26.325	22.899	26.245	267.5
19	1'35.241	21.749	25.283	22.479	25.730	267.5

17th 9 Jorge NAVARRO MB Conveyors Speed SPA

Runs=3 Total laps=15 Full laps=9

1	2'04.568	23.907	27.555	23.343	37.058	
2	1'36.489	22.114	25.758	22.655	25.962	264.4
3	1'35.560	21.821	25.570	22.429	25.740	266.5
4	1'35.632	21.766	25.507	22.400	25.959	267.5
5	1'35.249	21.702	25.427	22.422	25.698	268.5
6	1'35.576	21.742	25.503	22.486	25.845	268.5
7	1'35.361	21.725	25.399	22.430	25.807	266.5
8	1'45.592 P	22.220	28.432	24.841	30.099	268.5
9	9'14.983	22.931	26.280	22.809	25.980	
10	1'35.603	21.908	25.446	22.454	25.795	262.4
11	1'35.489	21.741	25.487	22.487	25.774	265.4
12	1'43.933 P	21.766	25.346	26.319	30.502	265.4
13	10'15.513 *	22.873	26.149*	22.762	26.163	
14	1'35.741	21.819	25.611	22.459	25.852	269.6
15	1'35.226 *	21.729	25.377*	22.417	25.703	265.4

18th 37 Augusto FERNAND EG 0,0 Marc VDS SPA

Runs=2 Total laps=19 Full laps=15

1	2'00.123	23.323	27.128	23.215	26.233	
2	1'36.306	22.170	25.735	22.560	25.841	267.5

19th 88 Jorge MARTIN Red Bull KTM Ajo SPA

Runs=2 Total laps=17 Full laps=10

1	2'06.316	21.932	26.806	23.067	26.199	
2	1'36.252	21.964	25.719	22.546	26.023	268.5
3	1'36.022	21.843	25.588	22.646	25.945	269.6
4	1'35.565	21.815	25.525	22.455	25.770	269.6
5	1'35.517 *	21.726	25.442*	22.541	25.808	270.7
6	1'35.408	21.690	25.481	22.428	25.809	273.9
7	1'35.551	21.787	25.394	22.474	25.896	269.6
8	1'35.378 *	21.633	25.420	22.445	25.880*	270.7
9	1'35.555	21.712	25.471	22.528	25.844	269.6
10	1'38.286	23.564	26.021	22.777	25.924	269.6
11	1'35.709	21.801	25.587	22.416	25.905	268.5
12	1'35.653	21.793	25.455	22.477	25.928	266.5
13	1'45.738 P	23.236	27.765	23.619	31.118	267.5
14	11'21.618	23.082	26.475	22.887	25.955	
15	1'35.341	21.740	25.440	22.309	25.852	267.5
16	1'37.057 *	21.566	25.365	23.527*	26.599	270.7
	unfinished	21.655				270.7

20th 12 Thomas LUTHI Liqui Moly Intact GP SWI

Runs=2 Total laps=19 Full laps=14

1	1'53.064	23.725	27.804	23.921	26.704	
2	1'36.495	22.087	25.772	22.553	26.083	268.5
3	1'35.526	21.842	25.383	22.324	25.977	267.5
4	1'45.468	23.669	27.944	26.986	26.869	267.5
5	1'35.838	21.752	25.665	22.466	25.955	268.5
6	1'35.510	21.817	25.324	22.449	25.920	268.5
7	1'35.864	21.896	25.320	22.480	26.168	268.5
8	1'35.772 *	21.904	25.376	22.470	26.022*	268.5
9	1'35.410	21.794	25.279	22.386	25.951	268.5
10	1'43.343 P	23.204	26.447	23.858	29.834	267.5
11	10'41.178	24.085	26.839	23.241	33.864	
12	1'39.399	22.065	25.918	23.355	28.061	265.4
13	1'37.473	21.778	25.395	24.160	26.140	266.5
14	1'35.418	21.858	25.297	22.428	25.835	267.5
15	1'35.594	21.826	25.341	22.547	25.880	267.5
16	1'40.855 *	21.856	25.425	22.672*	30.902	267.5

Fastest Lap: Marco BEZZECCHI SKY Racing Team VR ITA 1'34.698 21.589 25.239 22.267 25.603

These data/results cannot be reproduced, stored and/or transmitted in whole or in part by any manner of electronic, mechanical, photocopying, recording, broadcasting or otherwise now known or herein after developed without the previous express consent by the copyright owner, except for reproduction in daily press and regular printed publications on sale to the public within 60 days of the event related to those data/results and always provided that copyright symbol appears together as follows below.
© DORNA, 2020

Free Practice Nr. 3

Moto2

Lap	Lap Time	T1	T2	T3	T4	Speed	Lap	Lap Time	T1	T2	T3	T4	Speed
17	1'37.630	21.843	26.474	23.029	26.284	267.5	12	1'36.187	21.916	25.546	22.644	26.081	266.5
18	1'35.630	21.797	25.427	22.483	25.923	266.5	13	1'36.044	21.850	25.573	22.629	25.992	268.5
19	1'36.074	21.933	25.504	22.494	26.143	267.5	14	1'35.793	21.705	25.460	22.713	25.915	267.5
21st 45 Tetsuta NAGASHIM Red Bull KTM Ajo JPN							15	1'43.916 P	23.72*	27.002	23.998	29.191	268.5
Runs=2 Total laps=17 Full laps=10							16	3'41.612	24.190	27.092	23.394	26.464	
1	1'53.499	22.914	27.189	23.671	26.666		17	1'36.132 *	21.798	25.581	22.776*	25.977	268.5
2	1'36.741	22.142	25.946	22.706	25.947	269.6	18	1'35.626	21.779	25.419	22.522	25.906	269.6
3	1'35.945	22.048	25.569	22.527	25.801	268.5	24th 35 Somkiat CHANTRA IDEMITSU Honda Te THA						
4	1'36.660 *	21.92*	26.024	22.744	25.969	269.6	Runs=2 Total laps=20 Full laps=14						
5	1'36.145	21.890	25.547	22.683	26.025	267.5	1	1'54.174	28.849	28.335	23.391	27.000	
6	1'35.997	21.806	25.542	22.621	26.028	267.5	2	1'37.095	22.410	25.970	22.748	25.967	268.5
7	1'35.989	21.824	25.553	22.628	25.984	268.5	3	1'35.922	22.084	25.536	22.531	25.771	272.8
8	1'36.172	21.788	25.519	22.769	26.096	268.5	4	1'41.590	22.005	26.041	27.522	26.022	267.5
9	1'36.092 *	21.821	25.476	22.708	26.087*	267.5	5	1'35.799	22.039	25.458	22.424	25.878	267.5
10	1'36.004	21.744	25.658	22.720	25.882	268.5	6	1'42.283	27.992	25.858	22.508	25.925	267.5
11	1'41.274 P	22.015	26.016	23.066	30.177	267.5	7	1'35.875	21.986	25.385	22.487	26.017	266.5
12	14'48.503	21.886	26.356	22.815	25.947		8	1'38.329 *	21.968	25.480	24.175	26.706*	267.5
13	1'35.418	21.797	25.418	22.417	25.786	270.7	9	1'36.772	22.073	25.588	22.800	26.311	266.5
14	1'35.251 *	21.689	25.383	22.431*	25.748	271.7	10	1'36.495	22.065	25.628	22.696	26.106	265.4
15	1'35.517	21.664	25.342	22.586	25.925	270.7	11	1'39.676 P	22.067	25.601	22.735	29.273	265.4
16	1'38.805 *	21.83*	25.611	23.393	27.969	268.5	12	9'11.359	26.957	27.082	23.551	27.052	
17	1'36.319	21.972	25.520	22.768	26.059	271.7	13	1'42.679	24.195	26.709	22.973	28.802	264.4
22nd 24 Simone CORSI MV Agusta Forward R ITA							14	1'36.420 *	22.02*	25.549	22.649	26.199	267.5
Runs=2 Total laps=16 Full laps=13							15	1'36.137	21.920	25.468	22.679	26.070	266.5
1	1'53.785	25.338	27.766	24.013	26.720		16	1'36.374	21.953	25.555	22.721	26.145	266.5
2	1'37.396	22.439	26.154	22.788	26.015	265.4	17	1'36.449 *	22.058	25.612	22.644*	26.135	266.5
3	1'36.549	22.386	25.753	22.569	25.841	264.4	18	1'36.638	22.084	25.689	22.687	26.178	265.4
4	1'35.631	21.837	25.494	22.423	25.877	263.4	19	1'36.350	21.985	25.613	22.649	26.103	265.4
5	1'37.872	21.976	26.234	23.518	26.144	262.4	20	1'40.479	22.049	28.676	23.227	26.527	265.4
6	1'35.493	21.847	25.408	22.461	25.777	262.4	25th 27 Andi Farid IZDIHAR IDEMITSU Honda Te INA						
7	1'42.103 P	22.905	25.996	23.050	30.152	264.4	Runs=2 Total laps=16 Full laps=12						
8	16'50.312	23.686	27.264	23.249	26.402		1	1'55.464	24.563	27.993	23.833	27.401	
9	1'37.232	22.080	26.185	22.828	26.139	259.4	2	1'36.759	22.176	25.860	22.626	26.097	266.5
10	1'35.953	21.882	25.575	22.580	25.916	260.4	3	1'36.047	21.907	25.672	22.510	25.958	268.5
11	1'37.240	21.754	26.357	23.043	26.086	259.4	4	1'36.078	21.800	25.662	22.478	26.138	269.6
12	1'35.864	21.804	25.589	22.526	25.945	260.4	5	1'35.893	21.894	25.544	22.447	26.008	266.5
13	1'40.646	22.122	26.038	22.853	29.633	261.4	6	1'36.024	21.805	25.535	22.627	26.057	266.5
14	1'38.042	23.279	25.950	22.805	26.008	261.4	unfinished	21.797	25.572	22.476		267.5	
15	1'35.616	21.777	25.516	22.433	25.890	260.4	7	1'50.246	26.802	29.194	23.962	30.288	
16	1'41.212	21.997	27.277	24.717	27.221	259.4	8	1'43.738	23.027	28.576	25.671	26.464	265.4
23rd 19 Lorenzo DALLA PO Italtrans Racing Team ITA							9	1'37.555	22.091	25.950	22.833	26.681	266.5
Runs=2 Total laps=18 Full laps=10							10	1'37.625	22.105	25.970	22.970	26.580	266.5
1	2'00.538	23.166	28.619	24.410	26.629		11	1'37.129	22.086	25.969	22.723	26.351	265.4
2	1'37.280	22.161	26.028	22.999	26.092	268.5	12	1'37.397 *	22.026	26.044	22.893*	26.434	266.5
3	1'36.998	21.952	25.688	22.911	26.447	269.6	13	1'37.090	22.039	25.865	22.862	26.324	266.5
4	1'36.122	21.872	25.625	22.603	26.022	268.5	14	1'39.648 *	22.62*	27.661	22.902	26.461	267.5
5	1'43.007 *	25.28*	25.688	24.288	27.747	269.6	15	1'37.677 *	21.917	25.890	22.714	27.156*	267.5
6	1'36.146	21.973	25.476	22.622	26.075	270.7	26th 57 Edgar PONS Federal Oil Gresini M SPA						
7	1'36.136	21.804	25.580	22.673	26.079	269.6	Runs=3 Total laps=17 Full laps=11						
8	1'46.303 *	29.66*	26.706	23.828	26.105*	269.6	1	2'02.388	27.232	29.393	23.404	27.340	
9	1'35.894	21.904	25.440	22.623	25.927	269.6	2	1'37.279	22.390	26.033	22.776	26.080	263.4
10	1'48.078 P	25.39*	27.001	26.726	28.958	270.7	3	1'39.587	21.979	27.167	23.361	27.080	265.4
11	6'52.209	22.564	25.887	22.859	26.076		4	1'36.030	21.927	25.546	22.404	26.153	266.5

Fastest Lap: Marco BEZZECCHI SKY Racing Team VR ITA **1'34.698** 21.589 25.239 22.267 25.603

These data/results cannot be reproduced, stored and/or transmitted in whole or in part by any manner of electronic, mechanical, photocopying, recording, broadcasting or otherwise now known or herein after developed without the previous express consent by the copyright owner, except for reproduction in daily press and regular printed publications on sale to the public within 60 days of the event related to those data/results and always provided that copyright symbol appears together as follows below.
© DORNA, 2020

Free Practice Nr. 3

Moto2

Lap	Lap Time	T1	T2	T3	T4	Speed	Lap	Lap Time	T1	T2	T3	T4	Speed	
5	1'38.435	21.909	27.401	22.801	26.324	266.5	29th 99 Kasma DANIEL Onexox TKKR SAG T MAL							
6	1'48.943 P	23.571*	30.738*	24.286	30.341	265.4	Runs=2 Total laps=18 Full laps=13							
7	10'54.970	26.197	28.045	23.909	26.713		1	1'55.649	24.031	28.311	23.642	27.292		
8	1'37.144	22.162	25.961	22.812	26.209	260.4	2	1'38.390	22.447	26.357	23.217	26.369	269.6	
9	1'36.142	21.907	25.523	22.557	26.155	262.4	3	1'38.360	22.324	26.281	23.279	26.476	268.5	
10	1'41.043 P	21.840	25.368	22.545	31.290	263.4	4	1'37.366	22.155	25.921	23.161	26.129	271.7	
11	5'05.265	24.160	27.452	22.807	26.257		5	1'37.506	22.152	26.151	23.056	26.147	268.5	
12	1'36.473	21.938	25.680	22.666	26.189	264.4	6	1'45.265	25.808	27.557	25.456	26.444	268.5	
13	1'36.039	21.926	25.507	22.510	26.096	265.4	7	1'37.476	22.222	25.886	23.025	26.343	267.5	
14	1'35.883 *	21.796	25.488	22.516*	26.083	265.4	8	1'37.295 *	22.025	26.002	22.910	26.358*	267.5	
15	1'45.932	21.805	27.772	26.961	29.394	265.4	9	1'47.349 P	22.221	26.057	23.053	36.018	270.7	
16	1'35.935	22.055	25.402	22.493	25.985	267.5	10	12'43.978	28.242	27.831	23.922	26.672		
17	1'37.690	21.831	26.077	23.244	26.538	266.5	11	1'38.002	22.261	26.271	23.252	26.218	264.4	
27th 55 Hafizh SYAHRIN Inde Aspar Team Mot MAL							12	1'37.408	22.174	25.980	23.016	26.238	268.5	
Runs=3 Total laps=17 Full laps=11							13	1'37.923	22.289	25.937	23.280	26.417	267.5	
1	1'52.733	29.511	28.433	23.755	26.759		14	1'42.432	26.128	26.425	23.306	26.573	269.6	
2	1'40.362	22.682	26.290	25.049	26.341	262.4	15	1'37.649	22.311	25.908	23.186	26.244	267.5	
3	1'36.512	22.085	25.882	22.555	25.990	266.5	16	1'37.409 *	22.115	25.889*	23.091	26.314	268.5	
4	1'36.559	21.982	25.828	22.742	26.007	265.4	17	1'37.190	22.148	25.848	22.892	26.302	266.5	
5	1'36.285	22.065	25.717	22.573	25.930	266.5	18	1'48.611	22.089	25.905	32.899	27.718	271.7	
6	1'36.175	21.943	25.668	22.579	25.985	264.4								
7	1'59.943 P	31.851	28.717	24.324	35.051	264.4								
8	11'14.091	24.597	28.278	23.999	26.566									
9	1'37.046	22.185	26.018	22.739	26.104	264.4								
10	1'36.877	22.121	25.920	22.673	26.163	263.4								
11	1'38.727	22.134	27.583	23.004	26.006	264.4								
12	1'36.474	22.080	25.736	22.613	26.045	268.5								
13	1'43.381 P	22.519	27.307	23.377	30.178	266.5								
14	4'34.874 *	24.874	27.388	24.783*	30.135									
15	1'39.227	22.147	26.087	24.772	26.221	266.5								
16	1'36.763 *	22.101*	25.794	22.696	26.164	266.5								
17	1'36.994	22.142	25.954	22.726	26.172	267.5								
28th 74 Piotr BIESIEKIRSKI NTS RW Racing GP POL														
Runs=2 Total laps=20 Full laps=13														
1	1'53.262	26.591	28.104	23.949	27.001									
2	1'43.574	22.747	26.523	23.360	30.944	267.5								
3	1'37.976	22.292	26.169	22.993	26.522	267.5								
4	1'37.396	22.283	25.802	22.920	26.391	263.4								
5	1'37.300	22.206	26.059	22.733	26.302	265.4								
6	1'37.332	22.227	25.891	22.784	26.430	265.4								
7	1'45.704 *	26.42*	29.848	22.962	26.470	262.4								
8	1'37.766 *	22.390	25.912	23.056	26.408*	263.4								
9	1'37.378	22.257	25.919	22.816	26.386	265.4								
10	1'51.928 P	25.221*	27.616	28.184	30.902	263.4								
11	9'05.447	28.711	26.327	23.153	26.534									
12	1'37.559	22.241	25.883	22.997	26.438	262.4								
13	1'37.161	22.208	25.858	22.779	26.316	261.4								
14	1'42.867	22.153	29.659	24.039	27.016	264.4								
15	1'37.568	22.241	25.942	22.846	26.539	265.4								
16	1'40.762	25.101	26.068	23.087	26.506	266.5								
17	1'37.655 *	22.227	26.166	22.816*	26.446	264.4								
18	1'37.288	22.212	25.765	22.904	26.407	266.5								
19	1'37.370 *	22.151*	25.908	22.956	26.354	265.4								
20	1'37.014	22.143	25.720	22.826	26.325	266.5								

Fastest Lap: Marco BEZZECCHI SKY Racing Team VR ITA **1'34.698** 21.589 25.239 22.267 25.603

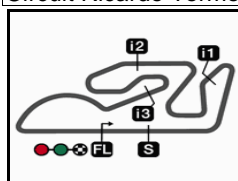
These data/results cannot be reproduced, stored and/or transmitted in whole or in part by any manner of electronic, mechanical, photocopying, recording, broadcasting or otherwise now known or herein after developed without the previous express consent by the copyright owner, except for reproduction in daily press and regular printed publications on sale to the public within 60 days of the event related to those data/results and always provided that copyright symbol appears together as follows below.
© DORNA, 2020

Official MotoGP Timing by TISSOT
www.motogp.com

Cheste, Saturday, November 14, 2020

Page 6 of 6





4005 m.

GRAN PREMIO MOTUL DE LA COMUNITAT VALENCIANA

Free Practice Nr. 3

Best Partial Times


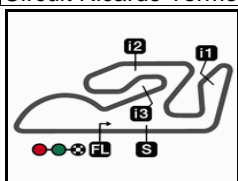
Moto2™

IT Ideal Lap Time, sum of the best partial times*BT* Best Lap Time

T1		T2		T3		T4				IT		BT	
Pos	Rider	Time	Rider	Time	Rider	Time	Rider	Time	Pos	Rider	IT	BT	
1	M.BEZZECCHI	21.540	S.LOWES	25.165	S.LOWES	22.085	H.GARZO	25.568	1	S.LOWES	1'34.568	1'34.826	(5)
2	J.MARTIN	21.566	F.DI GIANNANTO	25.172	F.DI GIANNANTO	22.172	M.BEZZECCHI	25.592	2	M.BEZZECCHI	1'34.597	1'34.698	(1)
3	S.LOWES	21.577	M.BEZZECCHI	25.198	B.BENDSNEYDE	22.187	M.RAMIREZ	25.633	3	H.GARZO	1'34.610	1'34.711	(2)
4	M.SCHROTTER	21.596	R.GARDNER	25.204	M.RAMIREZ	22.192	F.DI GIANNANTO	25.637	4	F.DI GIANNANTO	1'34.625	1'34.788	(4)
5	E.BASTIANINI	21.611	J.ROBERTS	25.211	H.GARZO	22.208	R.GARDNER	25.638	5	M.RAMIREZ	1'34.723	1'34.723	(3)
6	H.GARZO	21.616	H.GARZO	25.218	X.VIERGE	22.209	J.ROBERTS	25.687	6	R.GARDNER	1'34.784	1'34.979	(14)
7	N.BULEGA	21.639	S.MANZI	25.218	L.BALDASSARRI	22.216	J.NAVARRO	25.698	7	M.SCHROTTE	1'34.824	1'34.930	(8)
8	F.DI GIANNANTO	21.644	E.BASTIANINI	25.220	M.SCHROTTER	22.255	S.MANZI	25.699	8	L.BALDASSAR	1'34.825	1'34.973	(13)
9	S.MANZI	21.649	M.RAMIREZ	25.221	N.BULEGA	22.258	X.VIERGE	25.703	9	J.ROBERTS	1'34.842	1'34.968	(10)
10	L.MARINI	21.662	A.CANET	25.225	M.BEZZECCHI	22.267	L.BALDASSARRI	25.704	10	N.BULEGA	1'34.862	1'34.918	(7)
11	T.NAGASHIMA	21.664	M.SCHROTTER	25.227	R.GARDNER	22.272	N.BULEGA	25.704	11	B.BENDSNEY	1'34.881	1'34.900	(6)
12	J.ROBERTS	21.667	L.BALDASSARRI	25.235	J.ROBERTS	22.277	L.MARINI	25.708	12	E.BASTIANINI	1'34.886	1'34.970	(11)
13	L.BALDASSARRI	21.670	B.BENDSNEYDE	25.237	A.CANET	22.279	A.CANET	25.715	13	S.MANZI	1'34.905	1'34.949	(9)
14	R.GARDNER	21.670	X.VIERGE	25.250	A.FERNANDEZ	22.282	E.BASTIANINI	25.717	14	X.VIERGE	1'34.914	1'34.972	(12)
15	M.RAMIREZ	21.677	N.BULEGA	25.261	J.MARTIN	22.309	B.BENDSNEYDE	25.721	15	L.MARINI	1'34.998	1'35.158	(16)
16	J.NAVARRO	21.702	L.MARINI	25.265	T.LUTHI	22.324	S.LOWES	25.741	16	J.MARTIN	1'35.010	1'35.341	(19)
17	L.DALLA PORTA	21.705	T.LUTHI	25.279	E.BASTIANINI	22.338	M.SCHROTTER	25.746	17	A.CANET	1'35.047	1'35.123	(15)
18	B.BENDSNEYDE	21.736	A.FERNANDEZ	25.308	S.MANZI	22.339	T.NAGASHIMA	25.748	18	A.FERNANDEZ	1'35.120	1'35.258	(18)
19	T.LUTHI	21.752	T.NAGASHIMA	25.342	L.MARINI	22.363	J.MARTIN	25.770	19	J.NAVARRO	1'35.146	1'35.249	(17)
20	X.VIERGE	21.752	J.NAVARRO	25.346	J.NAVARRO	22.400	S.CHANTRA	25.771	20	T.NAGASHIMA	1'35.171	1'35.418	(21)
21	S.CORSI	21.754	J.MARTIN	25.365	E.PONS	22.404	A.FERNANDEZ	25.774	21	T.LUTHI	1'35.190	1'35.410	(20)
22	A.FERNANDEZ	21.756	E.PONS	25.368	T.NAGASHIMA	22.417	S.CORSI	25.777	22	S.CORSI	1'35.362	1'35.493	(22)
23	E.PONS	21.796	S.CHANTRA	25.385	S.CORSI	22.423	T.LUTHI	25.835	23	S.CHANTRA	1'35.500	1'35.799	(24)
24	A.IZDIHAR	21.797	S.CORSI	25.408	S.CHANTRA	22.424	L.DALLA PORTA	25.906	24	L.DALLA POR	1'35.552	1'35.626	(23)

These data/results cannot be reproduced, stored and/or transmitted in whole or in part by any manner of electronic, mechanical, photocopying, recording, broadcasting or otherwise now known or herein after developed without the previous express consent by the copyright owner, except for reproduction in daily press and regular printed publications on sale to the public within 60 days of the event related to those data/results and always provided that copyright symbol appears together as follows below.
© DORNA, 2020

Circuit Ricardo Tormo

Results and timing service provided by  TISSOT

4005 m.

GRAN PREMIO MOTUL DE LA COMUNITAT VALENCIANA

Free Practice Nr. 3

Best Partial Times

Moto2™

IT Ideal Lap Time, sum of the best partial times

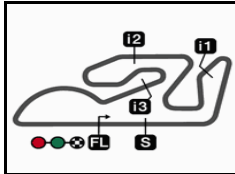
BT Best Lap Time

T1		T2		T3		T4				<i>IT</i>	<i>BT</i>	
<i>Pos</i>	<i>Rider</i>	<i>Time</i>	<i>Rider</i>	<i>Time</i>	<i>Rider</i>	<i>Time</i>	<i>Rider</i>	<i>Time</i>	<i>Pos</i>	<i>Rider</i>		
25	A.CANET	21.828	L.DALLA PORTA	25.419	A.IZDIHAR	22.447	H.SYHRIN	25.930	25	E.PONS	1'35.553	1'35.935 (26)
26	S.CHANTRA	21.920	A.IZDIHAR	25.535	L.DALLA PORTA	22.522	A.IZDIHAR	25.958	26	A.IZDIHAR	1'35.737	1'35.893 (25)
27	H.SYHRIN	21.943	H.SYHRIN	25.668	H.SYHRIN	22.555	E.PONS	25.985	27	H.SYHRIN	1'36.096	1'36.175 (27)
28	K.DANIEL	22.025	P.BIESIEKIRSKI	25.720	P.BIESIEKIRSKI	22.733	K.DANIEL	26.129	28	K.DANIEL	1'36.894	1'37.190 (29)
29	P.BIESIEKIRSKI	22.143	K.DANIEL	25.848	K.DANIEL	22.892	P.BIESIEKIRSKI	26.302	29	P.BIESIEKIRS	1'36.898	1'37.014 (28)

These data/results cannot be reproduced, stored and/or transmitted in whole or in part by any manner of electronic, mechanical, photocopying, recording, broadcasting or otherwise now known or herein after developed without the previous express consent by the copyright owner, except for reproduction in daily press and regular printed publications on sale to the public within 60 days of the event related to those data/results and always provided that copyright symbol appears together as follows below.
© DORNA, 2020

Official MotoGP Timing by **TISSOT**
www.motogp.com






4005 m.

GRAN PREMIO MOTUL DE LA COMUNITAT VALENCIANA

Free Practice Nr. 3

Fastest Laps Sequence

<i>Practice Time</i>	 <i>Rider</i>	<i>Nation</i>	<i>Motorcycle</i>	<i>Time</i>	<i>Km/h</i>	<i>Rider's Lap</i>
3'25.330	64 Bo BENDSNEYDER	NED	NTS	1'36.457	149.4	2
3'34.586	97 Xavi VIERGE	SPA	KALEX	1'35.866	150.3	2
4'00.001	72 Marco BEZZECCHI	ITA	KALEX	1'35.541	150.9	2
4'00.682	7 Lorenzo BALDASSARRI	ITA	KALEX	1'35.498	150.9	2
5'05.169	42 Marcos RAMIREZ	SPA	KALEX	1'34.892	151.9	3
7'09.955	72 Marco BEZZECCHI	ITA	KALEX	1'34.803	152.0	4
9'57.175	42 Marcos RAMIREZ	SPA	KALEX	1'34.723	152.2	6
13'32.737	72 Marco BEZZECCHI	ITA	KALEX	1'34.698	152.2	8

These data/results cannot be reproduced, stored and/or transmitted in whole or in part by any manner of electronic, mechanical, photocopying, recording, broadcasting or otherwise now known or herein after developed without the previous express consent by the copyright owner, except for reproduction in daily press and regular printed publications on sale to the public within 60 days of the event related to those data/results and always provided that copyright symbol appears together as follows below.

© DORNA, 2020

Official MotoGP Timing by TISSOT
www.motogp.com

Cheste, Saturday, November 14, 2020

