


4005 m.

GRAN PREMIO MOTUL DE LA COMUNITAT VALENCIANA

Race

Classification after 27 laps = 108.135 km

29

Pos		Rider	Nation	Team	Motorcycle	Total Time	Km/h	Gap
1	25	21 Franco MORBIDELLI	ITA	Petronas Yamaha SRT	YAMAHA	41'22.478	156.8	
2	20	43 Jack MILLER	AUS	Pramac Racing	DUCATI	41'22.571	156.8	0.093
3	16	44 Poi ESPARGARO	SPA	Red Bull KTM Factory Racing	KTM	41'25.484	156.6	3.006
4	13	42 Alex RINS	SPA	Team SUZUKI ECSTAR	SUZUKI	41'26.175	156.5	3.697
5	11	33 Brad BINDER	RSA	Red Bull KTM Factory Racing	KTM	41'26.605	156.5	4.127
6	10	88 Miguel OLIVEIRA	POR	Red Bull KTM Tech 3	KTM	41'29.750	156.3	7.272
7	9	36 Joan MIR	SPA	Team SUZUKI ECSTAR	SUZUKI	41'31.181	156.2	8.703
8	8	4 Andrea DOVIZIOSO	ITA	Ducati Team	DUCATI	41'31.207	156.2	8.729
9	7	41 Aleix ESPARGARO	SPA	Aprilia Racing Team Gresini	APRILIA	41'37.990	155.8	15.512
10	6	12 Maverick VIÑALES	SPA	Monster Energy Yamaha MotoGP	YAMAHA	41'41.521	155.6	19.043
11	5	63 Francesco BAGNAIA	ITA	Pramac Racing	DUCATI	41'41.934	155.5	19.456
12	4	46 Valentino ROSSI	ITA	Monster Energy Yamaha MotoGP	YAMAHA	41'42.195	155.5	19.717
13	3	35 Cal CRUTCHLOW	GBR	LCR Honda CASTROL	HONDA	41'46.280	155.3	23.802
14	2	6 Stefan BRADL	GER	Repsol Honda Team	HONDA	41'49.908	155.0	27.430
15	1	9 Danilo PETRUCCI	ITA	Ducati Team	DUCATI	41'53.048	154.9	30.570
16	73	Alex MARQUEZ	SPA	Repsol Honda Team	HONDA	41'53.097	154.9	30.619
17	53	Tito RABAT	SPA	Esponsorama Racing	DUCATI	42'04.843	154.1	42.365
18	32	Lorenzo SAVADORI	ITA	Aprilia Racing Team Gresini	APRILIA	42'08.950	153.9	46.472
Not classified								
	30	Takaaki NAKAGAMI	JPN	LCR Honda IDEMITSU	HONDA	27'36.724	156.6	9 laps
	20	Fabio QUARTARARO	FRA	Petronas Yamaha SRT	YAMAHA	12'29.735	153.8	19 laps
	5	Johann ZARCO	FRA	Esponsorama Racing	DUCATI	7'45.771	154.7	22 laps

Race condition: Dry

Air: 22°

Humidity: 54%

Ground: 27°

Pole Position:

Franco MORBIDELLI

1'30.191

159.8 Km/h

Fastest Lap:

Lap 17

Jack MILLER

1'31.378

157.7 Km/h

Best Race Lap:

2019

Marc MARQUEZ

1'31.116

158.2 Km/h

All Time Lap Record:

2016

Jorge LORENZO

1'29.401

161.2 Km/h

13:36'48

13:58'21

14:00'37

14:01'21

14:08'33 Johann ZARCO

14:12'53 Takaaki NAKAGAMI

14:13'41 Fabio QUARTARARO

14:13'51 Fabio QUARTARARO

14:29'40 Takaaki NAKAGAMI

SIGHTING LAP START

WARM UP LAP START

RACE START

No jump start

crashed out - Rider OK

track limits warning

track limits warning

crashed out - Rider OK

crashed out - Rider OK

The results are provisional until the end of the limit for protest and appeals.

Time limit for protest expires 30' after publication of the results - Time:

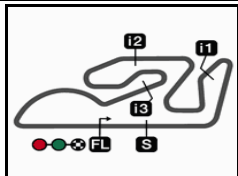
These data/results cannot be reproduced, stored and/or transmitted in whole or in part by any manner of electronic, mechanical, photocopying, recording, broadcasting or otherwise now known or herein after developed without the previous express consent by the copyright owner, except for reproduction in daily press and regular printed publications on sale to the public within 60 days of the event related to those data/results and always provided that copyright symbol appears together as follows below.

© DORNA, 2020

Official MotoGP Timing by TISSOT
www.motogp.com

Cheste, Sunday, November 15, 2020





4005 m.

GRAN PREMIO MOTUL DE LA COMUNITAT VALENCIANA

MotoGP™

World Championship Classification

30

Rider		Points	Leader	Previous	QAT	SPA	ANC	CZE	AUT	STY	RSM	EMI	CAT	FRA	ARA	TER	EUR	VAL	POR
1	MIR Joan	SPA	171		-	-	11	-	20	13	16	20	20	5	16	16	25	9	
2	MORBIDELLI Franco	ITA	142	29	29	-	11	-	20	-	1	25	7	13	-	10	25	5	25
3	RINS Alex	SPA	138	33	4	-	-	6	13	-	10	11	4	16	-	25	20	20	13
4	VIÑALES Maverick	SPA	127	44	11	-	20	20	2	6	-	10	25	7	6	13	9	3	6
5	QUARTARARO Fabio	FRA	125	46	2	-	25	25	9	8	3	-	13	25	7	0	8	2	-
6	DOVIZIOSO Andrea	ITA	125	46	0	-	16	10	5	25	11	9	8	-	13	9	3	8	8
7	ESPARGARO Pol	SPA	122	49	3	-	10	9	-	-	16	6	16	-	16	4	13	16	16
8	MILLER Jack	AUS	112	59	10	-	13	-	7	16	20	8	-	11	-	7	-	10	20
9	NAKAGAMI Takaaki	JPN	105	66	7	-	6	13	8	10	9	7	10	9	9	11	-	13	-
10	OLIVEIRA Miguel	POR	100	71	5	-	8	-	10	-	25	5	11	-	10	0	10	11	10
11	BINDER Brad	RSA	87	84	13	-	3	-	25	13	8	4	-	5	4	5	-	9	11
12	PETRUCCI Danilo	ITA	78	93	9	-	7	-	4	9	5	0	6	8	25	1	6	6	1
13	ZARCO Johann	FRA	71	100	7	-	5	7	16	-	2	1	5	-	11	6	11	7	-
14	MARQUEZ Alex	SPA	67	104	4	-	4	8	1	2	0	0	9	3	20	20	-	-	0
15	ROSSI Valentino	ITA	62	109	5	-	-	16	11	11	7	13	-	-	-	-	-	-	4
16	BAGNAIA Francesco	ITA	47	124	15	-	9	-	-	-	-	20	-	10	3	-	-	-	5
17	ESPARGARO Aleix	SPA	34	137	13	-	-	-	6	5	4	3	-	4	2	3	-	-	7
18	CRUTCHLOW Cal	GBR	29	142	5	-	-	3	3	1	0	-	-	6	-	8	5	-	3
19	LECUONA Iker	SPA	27	144	2	-	-	-	-	7	6	2	-	2	1	2	7	-	-
20	BRADL Stefan	GER	18	153	9	-	-	-	0	0	0	0	-	0	8	0	4	4	2
21	SMITH Bradley	GBR	12	159	6	-	1	4	0	3	0	0	3	0	-	0	1	-	-
22	RABAT Tito	SPA	10	161	2	-	2	5	0	0	0	-	-	1	-	0	2	-	0
23	PIRRO Michele	ITA	4	167	6	-	-	-	-	4	0	-	-	-	-	-	-	-	-
24	SAVADORI Lorenzo	ITA	0	171	4	-	-	-	-	-	-	-	-	-	-	-	-	-	0

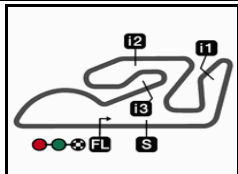
These data/results cannot be reproduced, stored and/or transmitted in whole or in part by any manner of electronic, mechanical, photocopying, recording, broadcasting or otherwise now known or herein after developed without the previous express consent by the copyright owner, except for reproduction in daily press and regular printed publications on sale to the public within 60 days of the event related to those data/results and always provided that copyright symbol appears together as follows below.
© DORNA, 2020

Official MotoGP Timing by TISSOT
www.motogp.com

Cheste, Sunday, November 15, 2020

Page 1 of 2





4005 m.

GRAN PREMIO MOTUL DE LA COMUNITAT VALENCIANA

MotoGP™

World Championship Classification

30

Constructor		<i>Points</i>	<i>Leader Previous</i>		QAT	SPA	ANC	CZE	AUT	STY	RSM	EMI	CAT	FRA	ARA	TER	EUR	VAL	POR
1	SUZUKI	201			-	-	11	13	20	13	16	20	20	5	25	20	25	13	
2	DUCATI	201	0	0	-	16	10	16	25	20	20	8	11	25	9	11	10	20	
3	YAMAHA	188	13	13	-	0	0	20	11	7	25	25	25	7	13	25	5	25	
4	KTM	175	26	13	-	10	9	25	13	25	6	16	5	16	5	13	16	16	
5	HONDA	133	68	42	-	6	13	8	10	9	7	10	9	20	20	5	13	3	
6	APRILIA	43	158	90	-	1	4	6	5	4	3	3	4	2	3	1	-	7	

Team		<i>Points</i>	<i>Leader Previous</i>		QAT	SPA	ANC	CZE	AUT	STY	RSM	EMI	CAT	FRA	ARA	TER	EUR	VAL	POR
1	TEAM SUZUKI ECSTAR	309			-	-	17	13	20	23	27	24	36	5	41	36	45	22	
2	PETRONAS YAMAHA SRT	230	79	79	-	0	25	29	8	3	25	20	38	7	10	33	7	25	
3	RED BULL KTM FACTORY RACING	209	100	21	-	13	9	25	13	24	10	16	5	20	9	13	25	27	
4	DUCATI TEAM	203	106	6	-	23	10	9	34	16	9	14	8	38	10	9	14	9	
5	MONSTER ENERGY YAMAHA MOTOGP	169	140	34	-	0	36	13	17	7	23	25	7	6	13	9	3	10	
6	PRAMAC RACING	163	146	6	-	22	-	7	20	20	28	-	21	3	7	-	10	25	
7	LCR HONDA	134	175	29	-	6	16	11	11	9	7	10	15	9	19	5	13	3	
8	RED BULL KTM TECH 3	127	182	7	-	8	-	10	7	31	7	11	2	11	2	17	11	10	
9	REPSOL HONDA TEAM	85	224	42	-	4	8	1	2	-	-	9	3	28	20	4	4	2	
10	ESPORAM RACING	81	228	4	-	7	12	16	-	2	1	5	1	11	6	13	7	-	
11	APRILIA RACING TEAM GRESINI	46	263	35	-	1	4	6	8	4	3	3	4	2	3	1	-	7	

These data/results cannot be reproduced, stored and/or transmitted in whole or in part by any manner of electronic, mechanical, photocopying, recording, broadcasting or otherwise now known or herein after developed without the previous express consent by the copyright owner, except for reproduction in daily press and regular printed publications on sale to the public within 60 days of the event related to those data/results and always provided that copyright symbol appears together as follows below.
© DORNA, 2020

Official MotoGP Timing by **TISSOT**
www.motogp.com

Cheste, Sunday, November 15, 2020

Page 2 of 2

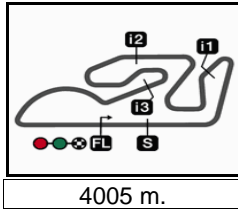


GRAN PREMIO MOTUL DE LA COMUNITAT VALENCIANA

Race

Lap Chart

31



4005 m.

Pos	1	2	3	4	5	6	7	8	9	10	11	12	13	14	15	16	17	18	19	20	21
Grid	21	43	30	5	44	12	41	63	33	88	20	36	35	42	9	46	4	6	53	73	32

1	21	43	44	30	88	5	42	41	33	36	63	4	12	46	73	9	35	6	20	53	32
2	21	43	44	30	88	5	42	33	41	36	63	4	12	46	73	35	9	20	6	53	32
3	21	43	44	30	88	5	42	33	41	36	63	4	12	46	73	35	20	9	6	53	32
4	21	43	44	30	88	5	42	33	41	36	4	12	46	63	35	20	73	9	6	53	32
5	21	43	44	88	30	5	42	33	41	36	4	12	46	63	35	20	73	9	6	53	32
6	21	43	44	88	30	42	33	41	36	4	12	46	63	35	20	73	9	6	53	32	
7	21	43	44	88	30	42	33	41	36	4	12	46	63	35	73	9	6	20	53	32	
8	21	43	44	88	30	42	33	41	36	4	12	46	63	35	9	73	6	20	53	32	
9	21	43	44	88	30	42	33	41	36	4	12	63	35	46	9	73	6	53	32		
10	21	43	44	30	88	42	33	41	36	4	12	63	35	46	9	73	6	53	32		
L	11	21	43	44	30	42	88	33	36	41	4	12	63	35	46	9	73	6	53	32	
a	12	21	43	44	30	42	88	33	36	41	4	12	63	35	46	9	73	6	53	32	
P	13	21	43	44	30	42	88	33	36	41	4	12	63	35	46	9	73	6	53	32	
S	14	21	43	44	30	42	88	33	36	41	4	12	63	35	46	9	73	6	53	32	
15	21	43	44	30	42	88	33	36	41	4	12	63	35	46	9	73	6	53	32		
16	21	43	44	30	42	88	33	36	41	4	12	63	46	35	9	6	73	53	32		
17	21	43	44	30	42	33	88	36	41	4	12	63	46	35	9	6	73	53	32		
18	21	43	44	30	42	33	88	36	4	41	12	63	46	35	9	6	73	53	32		
19	21	43	44	42	33	88	36	4	41	12	63	46	35	9	6	73	53	32			
20	21	43	44	42	33	88	36	4	41	12	63	46	35	9	6	73	53	32			
21	21	43	44	42	33	88	36	4	41	12	63	46	35	9	6	73	53	32			
22	21	43	44	42	33	88	36	4	41	12	63	46	35	6	9	73	53	32			
23	21	43	44	42	33	88	36	4	41	12	63	46	35	6	9	73	53	32			
24	21	43	44	42	33	88	36	4	41	12	63	46	35	6	9	73	53	32			
25	21	43	44	42	33	88	36	4	41	12	63	46	35	6	9	73	53	32			
26	21	43	44	42	33	88	36	4	41	12	63	46	35	6	9	73	53	32			
27	21	43	44	42	33	88	36	4	41	12	63	46	35	6	9	73	53	32			



Winner



Lapped rider

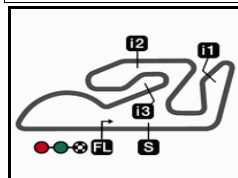
These data/results cannot be reproduced, stored and/or transmitted in whole or in part by any manner of electronic, mechanical, photocopying, recording, broadcasting or otherwise now known or herein after developed without the previous express consent by the copyright owner, except for reproduction in daily press and regular printed publications on sale to the public within 60 days of the event related to those data/results and always provided that copyright symbol appears together as follows below.

© DORNA, 2020

Official MotoGP Timing by TISSOT
www.motogp.com

Chestre, Sunday, November 15, 2020






4005 m.

GRAN PREMIO MOTUL DE LA COMUNITAT VALENCIANA

Race

Fastest Lap of Each Rider

32

	Rider	Nation	Team	Motorcycle	Time	Lap Total	Gap
1	43 Jack MILLER	AUS	Pramac Racing	DUCATI	1'31.378	17 27	
2	21 Franco MORBIDELLI	ITA	Petronas Yamaha SRT	YAMAHA	1'31.428	6 27	0.050 0.050
3	30 Takaaki NAKAGAMI	JPN	LCR Honda IDEMITSU	HONDA	1'31.446	14 18	0.068 0.018
4	44 Pol ESPARGARO	SPA	Red Bull KTM Factory Racing	KTM	1'31.487	9 27	0.109 0.041
5	42 Alex RINS	SPA	Team SUZUKI ECSTAR	SUZUKI	1'31.569	4 27	0.191 0.082
6	4 Andrea DOVIZIOSO	ITA	Ducati Team	DUCATI	1'31.571	8 27	0.193 0.002
7	41 Aleix ESPARGARO	SPA	Aprilia Racing Team Gresini	APRILIA	1'31.582	4 27	0.204 0.011
8	33 Brad BINDER	RSA	Red Bull KTM Factory Racing	KTM	1'31.590	4 27	0.212 0.008
9	88 Miguel OLIVEIRA	POR	Red Bull KTM Tech 3	KTM	1'31.616	4 27	0.238 0.026
10	5 Johann ZARCO	FRA	Esponsorama Racing	DUCATI	1'31.621	4 5	0.243 0.005
11	36 Joan MIR	SPA	Team SUZUKI ECSTAR	SUZUKI	1'31.651	16 27	0.273 0.030
12	63 Francesco BAGNAIA	ITA	Pramac Racing	DUCATI	1'31.788	10 27	0.410 0.137
13	12 Maverick VIÑALES	SPA	Monster Energy Yamaha MotoGP	YAMAHA	1'31.906	4 27	0.528 0.118
14	46 Valentino ROSSI	ITA	Monster Energy Yamaha MotoGP	YAMAHA	1'31.944	4 27	0.566 0.038
15	35 Cal CRUTCHLOW	GBR	LCR Honda CASTROL	HONDA	1'32.136	6 27	0.758 0.192
16	20 Fabio QUARTARARO	FRA	Petronas Yamaha SRT	YAMAHA	1'32.153	5 8	0.775 0.017
17	6 Stefan BRADL	GER	Repsol Honda Team	HONDA	1'32.192	10 27	0.814 0.039
18	9 Danilo PETRUCCI	ITA	Ducati Team	DUCATI	1'32.262	10 27	0.884 0.070
19	73 Alex MARQUEZ	SPA	Repsol Honda Team	HONDA	1'32.402	13 27	1.024 0.140
20	53 Tito RABAT	SPA	Esponsorama Racing	DUCATI	1'32.662	4 27	1.284 0.260
21	32 Lorenzo SAVADORI	ITA	Aprilia Racing Team Gresini	APRILIA	1'32.914	10 27	1.536 0.252

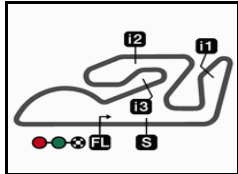
These data/results cannot be reproduced, stored and/or transmitted in whole or in part by any manner of electronic, mechanical, photocopying, recording, broadcasting or otherwise now known or herein after developed without the previous express consent by the copyright owner, except for reproduction in daily press and regular printed publications on sale to the public within 60 days of the event related to those data/results and always provided that copyright symbol appears together as follows below.

© DORNA, 2020

Official MotoGP Timing by TISSOT
www.motogp.com

Cheste, Sunday, November 15, 2020





4005 m.

GRAN PREMIO MOTUL DE LA COMUNITAT VALENCIANA

After the Race

Event Best Maximum Speed

33



Rider	Nation Team	Motorcycle	Km/h	
43 Jack MILLER	AUS Pramac Racing	DUCATI	333.7	Free Practice Nr. 4
4 Andrea DOVIZIOSO	ITA Ducati Team	DUCATI	333.7	Race
63 Francesco BAGNAIA	ITA Pramac Racing	DUCATI	332.1	Race
9 Danilo PETRUCCI	ITA Ducati Team	DUCATI	332.1	Race
73 Alex MARQUEZ	SPA Repsol Honda Team	HONDA	330.5	Warm Up
6 Stefan BRADL	GER Repsol Honda Team	HONDA	330.5	Race
88 Miguel OLIVEIRA	POR Red Bull KTM Tech 3	KTM	328.9	Race
5 Johann ZARCO	FRA Esponsorama Racing	DUCATI	328.9	Race
44 Pol ESPARGARO	SPA Red Bull KTM Factory Racing	KTM	328.9	Race
33 Brad BINDER	RSA Red Bull KTM Factory Racing	KTM	327.4	Race
35 Cal CRUTCHLOW	GBR LCR Honda CASTROL	HONDA	327.4	Race
36 Joan MIR	SPA Team SUZUKI ECSTAR	SUZUKI	327.4	Race
41 Aleix ESPARGARO	SPA Aprilia Racing Team Gresini	APRILIA	327.4	Race
46 Valentino ROSSI	ITA Monster Energy Yamaha MotoGP	YAMAHA	327.4	Race
53 Tito RABAT	SPA Esponsorama Racing	DUCATI	327.4	Race
30 Takaaki NAKAGAMI	JPN LCR Honda IDEMITSU	HONDA	325.8	Free Practice Nr. 4
20 Fabio QUARTARARO	FRA Petronas Yamaha SRT	YAMAHA	325.8	Race
42 Alex RINS	SPA Team SUZUKI ECSTAR	SUZUKI	325.8	Race
12 Maverick VIÑALES	SPA Monster Energy Yamaha MotoGP	YAMAHA	324.3	Race
21 Franco MORBIDELLI	ITA Petronas Yamaha SRT	YAMAHA	322.8	Race
32 Lorenzo SAVADORI	ITA Aprilia Racing Team Gresini	APRILIA	318.3	Race

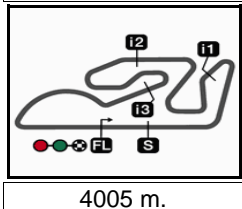
These data/results cannot be reproduced, stored and/or transmitted in whole or in part by any manner of electronic, mechanical, photocopying, recording, broadcasting or otherwise now known or herein after developed without the previous express consent by the copyright owner, except for reproduction in daily press and regular printed publications on sale to the public within 60 days of the event related to those data/results and always provided that copyright symbol appears together as follows below.

© DORNA, 2020

Official MotoGP Timing by TISSOT
www.motogp.com

Cheste, Sunday, November 15, 2020





4005 m.

GRAN PREMIO MOTUL DE LA COMUNITAT VALENCIANA

Race

Chronological Analysis of Performances

34

* Lap / Sector time cancelled

T1 Time from finish line to 1st intermedate

T3 Time from 2nd intermed. to 3rd intermed.

P Crossing the finish line in pit lane

T2 Time from 1st intermed. to 2nd intermed.

T4 Time from 3rd intermedate to finish line

** Tyre data subject to further updates

Lap	Lap Time	T1	T2	T3	T4	Speed	Lap	Lap Time	T1	T2	T3	T4	Speed
1st	21	Franco MORBIDELLI		YAMAHA		ITA	8	1'31.450	20.632	24.497	21.785	24.536	328.9
		Petronas Yamaha SRT					9	1'31.618	20.618	24.581	21.829	24.590	330.5
							10	1'31.626	20.728	24.655	21.763	24.480	330.5
							11	1'31.720	20.702	24.600	21.838	24.580	330.5
							12	1'31.942	20.715	24.657	21.884	24.686	330.5
							13	1'31.764	20.741	24.517	21.887	24.619	330.5
							14	1'31.616	20.643	24.520	21.832	24.621	328.9
							15	1'31.683	20.643	24.590	21.849	24.601	330.5
							16	1'31.570	20.664	24.591	21.757	24.558	330.5
							17	1'31.378	20.595	24.518	21.765	24.500	328.9
							18	1'31.892	20.799	24.573	21.874	24.646	330.5
							19	1'31.815	20.795	24.503	21.981	24.536	330.5
							20	1'31.650	20.630	24.656	21.846	24.518	330.5
							21	1'31.763	20.758	24.629	21.846	24.530	332.1
							22	1'31.774	20.623	24.624	21.916	24.611	332.1
							23	1'32.028	20.752	24.667	21.990	24.619	332.1
							24	1'31.923	20.695	24.639	22.019	24.570	332.1
							25	1'31.739	20.709	24.578	21.896	24.556	330.5
							26	1'31.791	20.759	24.553	21.901	24.578	325.8
							27	1'32.897 *	21.167 *	25.015	22.137	24.578	332.1

3rd 44 **Poi ESPARGARO** KTM SPA
Red Bull KTM Factory Racing

Run #	1	Front Tyre	Slick-Hard	Rear Tyre	Slick-Medium	New Tyre	New Tyre
1	1'37.345	25.565	25.189	22.043	24.548	231.5	
2	1'31.763	20.665	24.697	21.833	24.568	327.4	
3	1'31.622	20.646	24.653	21.860	24.463	325.8	
4	1'31.611	20.639	24.667	21.773	24.532	328.9	
5	1'31.646	20.661	24.661	21.821	24.503	325.8	
6	1'31.681	20.749	24.677	21.743	24.512	324.3	
7	1'31.765	20.696	24.727	21.863	24.479	325.8	
8	1'31.655	20.677	24.645	21.786	24.547	325.8	
9	1'31.487	20.550	24.641	21.792	24.504	324.3	
10	1'31.678	20.587	24.722	21.884	24.485	325.8	
11	1'31.633	20.637	24.627	21.933	24.436	327.4	
12	1'31.942	20.770	24.703	21.915	24.554	327.4	
13	1'31.888	20.721	24.680	21.937	24.550	325.8	
14	1'31.826	20.648	24.612	21.881	24.685	325.8	
15	1'31.676	20.680	24.686	21.767	24.543	324.3	
16	1'31.730	20.616	24.659	21.858	24.597	324.3	
17	1'31.861	20.598	24.669	21.951	24.643	325.8	
18	1'31.721	20.507	24.697	21.923	24.594	325.8	
19	1'32.760	20.567	24.743	21.991	25.459	324.3	

2nd 43 **Jack MILLER** DUCATI AUS
Pramac Racing

Run #	1	Front Tyre	Slick-Medium	Rear Tyre	Slick-Medium	New Tyre	New Tyre
1	1'37.079	25.683	24.884	21.897	24.615	223.9	
2	1'31.728	20.710	24.685	21.808	24.525	324.3	
3	1'31.641	20.634	24.631	21.855	24.521	327.4	
4	1'31.527	20.649	24.560	21.787	24.531	330.5	
5	1'31.576	20.644	24.543	21.772	24.617	330.5	
6	1'31.559	20.670	24.545	21.783	24.561	330.5	
7	1'31.822	20.826	24.550	21.814	24.632	328.9	

Fastest Lap: Jack MILLER Pramac Racing AUS **1'31.378** 20.595 24.518 21.765 24.500

These data/results cannot be reproduced, stored and/or transmitted in whole or in part by any manner of electronic, mechanical, photocopying, recording, broadcasting or otherwise now known or herein after developed without the previous express consent by the copyright owner, except for reproduction in daily press and regular printed publications on sale to the public within 60 days of the event related to those data/results and always provided that copyright symbol appears together as follows below.

© DORNA, 2020



Race

MotoGP

Lap	Lap Time	T1	T2	T3	T4	Speed	Lap	Lap Time	T1	T2	T3	T4	Speed
20	1'32.117	20.759	24.858	21.972	24.528	325.8	10	1'31.842	20.769	24.701	21.862	24.510	325.8
21	1'31.820	20.598	24.723	21.923	24.576	325.8	11	1'31.936	20.721	24.513	22.023	24.679	325.8
22	1'31.900	20.587	24.717	21.902	24.694	325.8	12	1'31.879	20.714	24.599	21.955	24.611	327.4
23	1'31.717	20.627	24.634	21.927	24.529	322.8	13	1'31.732	20.760	24.485	21.900	24.587	325.8
24	1'31.849	20.594	24.705	22.033	24.517	324.3	14	1'31.905	20.725	24.542	22.006	24.632	325.8
25	1'31.967	20.610	24.725	21.921	24.711	324.3	15	1'31.660	20.751	24.517	21.831	24.561	327.4
26	1'32.525	20.817	24.857	22.013	24.838	324.3	16	1'31.744	20.683	24.545	21.971	24.545	324.3
27	1'32.299	20.715	24.853	22.077	24.654	322.8	17	1'31.709	20.685	24.622	21.934	24.468	325.8

4th **42** **Alex RINS** SUZUKI SPA
Team SUZUKI ECSTAR

Run #	1	Front Tyre	Slick-Hard	Rear Tyre	Slick-Medium	
			New Tyre		New Tyre	
1	1'38.365	26.589	25.208	21.996	24.572	242.1
2	1'31.877	20.821	24.577	21.932	24.547	325.8
3	1'31.834	20.790	24.610	21.880	24.554	324.3
4	1'31.569	20.702	24.554	21.794	24.519	325.8
5	1'32.175	20.786	24.666	21.987	24.736	325.8
6	1'31.754	20.855	24.622	21.760	24.517	325.8
7	1'31.706	20.689	24.566	21.821	24.630	322.8
8	1'31.712	20.709	24.515	21.973	24.515	322.8
9	1'31.739	20.709	24.615	21.927	24.488	325.8
10	1'31.776	20.705	24.576	21.921	24.574	325.8
11	1'31.917	20.849	24.695	21.886	24.487	322.8
12	1'31.741	20.691	24.602	21.902	24.546	325.8
13	1'31.792	20.673	24.664	21.900	24.555	325.8
14	1'31.796	20.675	24.660	21.853	24.608	324.3
15	1'31.776	20.650	24.641	21.833	24.652	322.8
16	1'31.712	20.605	24.665	21.812	24.630	322.8
17	1'31.643	20.616	24.587	21.808	24.632	322.8
18	1'31.879	20.627	24.596	21.908	24.748	322.8
19	1'31.801	20.639	24.640	21.877	24.645	322.8
20	1'32.055	20.705	24.701	21.975	24.674	322.8
21	1'31.765	20.557	24.709	21.887	24.612	322.8
22	1'31.844	20.660	24.693	21.809	24.682	324.3
23	1'31.911	20.562	24.644	21.964	24.741	322.8
24	1'31.909	20.613	24.733	21.945	24.618	321.3
25	1'32.115	20.744	24.740	21.951	24.680	321.3
26	1'32.023	20.648	24.754	21.910	24.711	322.8
27	1'31.989	20.681	24.643	21.960	24.705	322.8

5th **33** **Brad BINDER** KTM RSA
Red Bull KTM Factory Racing

Run #	1	Front Tyre	Slick-Hard	Rear Tyre	Slick-Medium	
			New Tyre		New Tyre	
1	1'38.647	26.822	25.053	22.093	24.679	234.6
2	1'31.896 *	20.946*	24.523	21.839	24.588	319.8
3	1'31.765	20.733	24.564	21.964	24.504	325.8
4	1'31.590	20.714	24.458	21.941	24.477	325.8
5	1'32.018	20.758	24.562	22.102	24.596	325.8
6	1'32.010	21.057	24.570	21.896	24.487	325.8
7	1'31.699	20.733	24.504	21.866	24.596	324.3
8	1'31.810	20.729	24.546	21.918	24.617	324.3
9	1'31.820	20.745	24.566	21.925	24.584	324.3

18	1'31.764	20.620	24.576	21.960	24.608	322.8
19	1'31.758	20.664	24.551	21.926	24.617	325.8
20	1'31.878	20.829	24.559	21.959	24.531	327.4
21	1'31.858	20.786	24.542	21.939	24.591	324.3
22	1'31.833	20.689	24.596	21.891	24.657	325.8
23	1'31.762	20.708	24.520	21.956	24.578	324.3
24	1'32.024	20.824	24.604	22.026	24.570	322.8
25	1'31.997	20.706	24.532	22.023	24.736	324.3
26	1'31.876	20.708	24.507	21.954	24.707	325.8
27	1'32.193	20.761	24.708	22.046	24.678	325.8

6th **88** **Miguel OLIVEIRA** KTM POR
Red Bull KTM Tech 3

Run #	1	Front Tyre	Slick-Hard	Rear Tyre	Slick-Medium	
			New Tyre		New Tyre	
1	1'37.693	26.092	25.007	22.037	24.557	239.5
2	1'32.013	20.859	24.679	21.994	24.481	321.3
3	1'31.774	20.744	24.778	21.837	24.415	328.9
4	1'31.616	20.721	24.626	21.917	24.352	325.8
5	1'31.710	20.721	24.726	21.846	24.417	325.8
6	1'31.817	20.729	24.785	21.850	24.453	324.3
7	1'31.724	20.578	24.669	21.899	24.578	322.8
8	1'32.055	20.945	24.751	21.871	24.488	322.8
9	1'31.884	20.741	24.752	21.821	24.570	322.8
10	1'32.049	20.698	24.723	21.871	24.757	321.3
11	1'32.323	20.869	24.921	22.046	24.487	319.8
12	1'31.815	20.749	24.785	21.851	24.430	325.8
13	1'31.883	20.769	24.670	21.869	24.575	325.8
14	1'31.865	20.734	24.664	21.901	24.566	325.8
15	1'31.666	20.658	24.665	21.824	24.519	325.8
16	1'31.821	20.703	24.684	21.886	24.548	325.8
17	1'32.478	20.729	25.136	22.020	24.593	325.8
18	1'31.952	20.774	24.723	21.919	24.536	325.8
19	1'31.806	20.697	24.717	21.919	24.473	327.4
20	1'31.998	20.758	24.737	21.885	24.618	325.8
21	1'32.211	20.948	24.802	21.928	24.533	325.8
22	1'32.366	20.793	24.885	22.034	24.654	325.8
23	1'32.377	20.748	24.857	22.008	24.764	324.3
24	1'32.190	20.750	24.760	22.004	24.676	321.3
25	1'32.136	20.843	24.760	21.882	24.651	322.8
26	1'32.344	20.869	24.797	21.910	24.768	324.3
27	1'32.184	20.822	24.873	21.929	24.560	322.8

Fastest Lap: Jack MILLER Pramac Racing AUS **1'31.378** 20.595 24.518 21.765 24.500

These data/results cannot be reproduced, stored and/or transmitted in whole or in part by any manner of electronic, mechanical, photocopying, recording, broadcasting or otherwise now known or herein after developed without the previous express consent by the copyright owner, except for reproduction in daily press and regular printed publications on sale to the public within 60 days of the event related to those data/results and always provided that copyright symbol appears together as follows below.
© DORNA, 2020



Race

MotoGP

Lap	Lap Time	T1	T2	T3	T4	Speed	Lap	Lap Time	T1	T2	T3	T4	Speed	
7th	36	Joan MIR				SUZUKI SPA		19	1'32.225	20.599	24.765	22.021	24.840	332.1
		Team SUZUKI ECSTAR						20	1'32.101	20.676	24.707	22.060	24.658	330.5
		21	1'31.956	20.647	24.703	21.960	24.646	332.1						
		22	1'31.892	20.708	24.659	21.944	24.581	330.5						
		23	1'32.094	20.722	24.621	22.017	24.734	332.1						
		24	1'32.357	20.768	24.856	22.023	24.710	328.9						
		25	1'32.124	20.761	24.733	21.986	24.644	330.5						
26	1'32.084	20.667	24.662	21.971	24.784	332.1								
27	1'32.195	20.826	24.631	22.109	24.629	328.9								

Run #	1	Front Tyre	Slick-Hard New Tyre	Rear Tyre	Slick-Medium New Tyre	Speed
1	1'39.003	26.863	25.398	22.030	24.712	238.7
2	1'32.278	20.857	24.874	21.916	24.631	327.4
3	1'31.993	20.842	24.722	21.801	24.628	324.3
4	1'31.736	20.715	24.605	21.829	24.587	324.3
5	1'31.811	20.710	24.656	21.752	24.693	327.4
6	1'31.921	20.750	24.689	21.822	24.660	324.3
7	1'31.789	20.777	24.598	21.740	24.674	327.4
8	1'31.935	20.829	24.629	21.834	24.643	324.3
9	1'32.247	20.882	24.634	22.077	24.654	322.8
10	1'31.856	20.798	24.625	21.900	24.533	324.3
11	1'31.865	20.754	24.627	21.853	24.631	324.3
12	1'31.844	20.715	24.681	21.836	24.612	324.3
13	1'31.813	20.688	24.635	21.796	24.694	324.3
14	1'32.102	20.783	24.773	21.851	24.695	322.8
15	1'31.993	20.823	24.667	21.810	24.693	322.8
16	1'31.651	20.665	24.670	21.751	24.565	322.8
17	1'31.874	20.734	24.660	21.892	24.588	327.4
18	1'31.778	20.607	24.693	21.893	24.585	322.8
19	1'31.991	20.697	24.719	21.876	24.699	322.8
20	1'31.994	20.674	24.813	21.894	24.613	321.3
21	1'31.947	20.746	24.715	21.826	24.660	322.8
22	1'32.117	20.752	24.804	21.838	24.723	322.8
23	1'32.085	20.731	24.764	21.914	24.676	324.3
24	1'32.361	20.823	24.812	22.025	24.701	321.3
25	1'32.232	20.789	24.761	21.933	24.749	322.8
26	1'32.287	20.761	24.784	21.929	24.813	324.3
27	1'32.678	20.974	24.888	21.995	24.821	319.8

Run #	1	Front Tyre	Slick-Hard New Tyre	Rear Tyre	Slick-Medium New Tyre	Speed
1	1'39.664	27.064	25.506	22.302	24.792	248.2
2	1'32.464	20.937	24.850	21.989	24.688	328.9
3	1'32.239	20.915	24.796	21.957	24.571	327.4
4	1'31.686	20.677	24.606	21.873	24.530	330.5
5	1'32.009	20.616	24.722	21.909	24.762	330.5
6	1'31.831	20.678	24.780	21.865	24.508	330.5
7	1'31.697	20.656	24.639	21.793	24.609	330.5
8	1'31.571	20.600	24.598	21.851	24.522	330.5
9	1'31.898	20.707	24.644	21.942	24.605	332.1
10	1'31.904	20.795	24.626	21.942	24.541	327.4
11	1'31.815	20.693	24.666	21.924	24.532	328.9
12	1'32.052	20.862	24.709	21.881	24.600	332.1
13	1'31.948	20.807	24.666	21.857	24.618	330.5
14	1'31.855	20.752	24.618	21.905	24.580	332.1
15	1'32.026	20.804	24.700	21.923	24.599	332.1
16	1'32.023	20.861	24.669	21.910	24.583	325.8
17	1'31.687	20.760	24.571	21.876	24.480	324.3
18	1'31.810	20.618	24.742	21.911	24.539	333.7

Run #	1	Front Tyre	Slick-Hard New Tyre	Rear Tyre	Slick-Medium New Tyre	Speed
1	1'38.447	26.333	25.209	22.047	24.858	229.9
2	1'32.578	* 21.019*	24.911	21.912	24.736	327.4
3	1'31.933	20.759	24.670	21.879	24.625	322.8
4	1'31.582	20.693	24.629	21.743	24.517	324.3
5	1'31.900	20.757	24.640	21.825	24.678	324.3
6	1'32.038	20.863	24.686	21.885	24.604	325.8
7	1'31.803	20.684	24.668	21.724	24.727	324.3
8	1'31.926	20.764	24.633	21.802	24.727	322.8
9	1'32.248	20.829	24.754	21.882	24.783	322.8
10	1'31.904	20.771	24.776	21.788	24.569	322.8
11	1'32.198	20.685	24.726	21.863	24.924	322.8
12	1'32.085	20.943	24.727	21.811	24.604	324.3
13	1'31.831	20.781	24.606	21.810	24.634	324.3
14	1'31.984	20.742	24.625	21.920	24.697	324.3
15	1'32.050	20.854	24.635	21.838	24.723	324.3
16	1'31.841	20.777	24.662	21.871	24.531	322.8
17	1'31.902	20.801	24.557	21.830	24.714	324.3
18	1'32.460	21.031	24.797	21.933	24.699	322.8
19	1'32.170	20.806	24.742	21.897	24.725	324.3
20	1'32.067	20.808	24.689	21.946	24.624	324.3
21	1'32.099	20.791	24.688	21.925	24.695	324.3
22	1'32.292	20.834	24.755	21.899	24.804	324.3
23	1'32.832	20.887	24.871	22.070	25.004	322.8
24	1'32.721	20.925	24.897	22.072	24.827	321.3
25	1'32.853	20.938	24.968	22.019	24.928	322.8
26	1'33.486	20.884	24.863	22.077	25.662	322.8
27	1'34.760	21.172	25.359	22.461	25.768	319.8

Run #	1	Front Tyre	Slick-Medium New Tyre	Rear Tyre	Slick-Medium New Tyre	Speed
1	1'39.996	26.710	25.416	22.811	25.059	229.9
2	1'32.415	20.997	24.731	22.063	24.624	324.3
3	1'32.239	20.847	24.716	22.049	24.627	324.3
4	1'31.906	20.808	24.627	21.918	24.553	322.8
5	1'31.935	20.717	24.639	21.974	24.605	324.3
6	1'32.382	21.031	24.715	21.947	24.689	322.8
7	1'32.974	21.209	25.154	22.058	24.553	321.3
8	1'31.911	20.732	24.706	21.915	24.558	319.8

Fastest Lap: Jack MILLER Pramac Racing AUS **1'31.378** 20.595 24.518 21.765 24.500

These data/results cannot be reproduced, stored and/or transmitted in whole or in part by any manner of electronic, mechanical, photocopying, recording, broadcasting or otherwise now known or herein after developed without the previous express consent by the copyright owner, except for reproduction in daily press and regular printed publications on sale to the public within 60 days of the event related to those data/results and always provided that copyright symbol appears together as follows below.
© DORNA, 2020



Race

MotoGP

Lap	Lap Time	T1	T2	T3	T4	Speed	Lap	Lap Time	T1	T2	T3	T4	Speed
9	1'32.120	20.797	24.760	21.973	24.590	319.8	Run # 1	Front Tyre	Slick-Hard	Rear Tyre	Slick-Medium		
10	1'32.052	20.755	24.773	21.937	24.587	321.3			New Tyre		New Tyre		
11	1'32.159	20.766	24.849	21.997	24.547	321.3	1	1'40.067	27.185	25.456	22.495	24.931	238.7
12	1'32.052	20.704	24.764	21.962	24.622	321.3	2	1'32.484	21.126	24.722	22.017	24.619	321.3
13	1'31.991	20.792	24.701	21.967	24.531	321.3	3	1'32.261	20.906	24.742	21.956	24.657	327.4
14	1'32.031	20.695	24.687	21.974	24.675	321.3	4	1'31.944	20.855	24.539	21.922	24.628	322.8
15	1'32.160	20.765	24.665	22.111	24.619	321.3	5	1'31.969	20.755	24.643	21.938	24.633	324.3
16	1'32.180	20.820	24.766	22.014	24.580	319.8	6	1'32.333	20.976	24.735	21.930	24.692	324.3
17	1'32.017	20.791	24.712	21.959	24.555	321.3	7	1'33.101	21.137	25.059	22.174	24.731	322.8
18	1'32.065	20.693	24.694	22.033	24.645	322.8	8	1'32.436	20.920	24.699	22.050	24.767	318.3
19	1'32.277	20.723	24.817	22.045	24.692	321.3	9	1'33.149	21.715	24.834	21.977	24.623	319.8
20	1'32.577	20.813	24.962	22.103	24.699	321.3	10	1'32.453	21.054	24.763	21.952	24.684	324.3
21	1'32.475	20.839	24.865	22.127	24.644	319.8	11	1'32.362	20.911	24.698	22.000	24.753	324.3
22	1'32.144	20.753	24.806	21.977	24.608	322.8	12	1'32.360	20.924	24.779	21.978	24.679	322.8
23	1'32.189	20.744	24.746	22.058	24.641	321.3	13	1'32.193	20.919	24.689	21.912	24.673	324.3
24	1'32.299	20.791	24.769	22.105	24.634	319.8	14	1'32.393	20.912	24.643	21.989	24.849	322.8
25	1'32.538	20.886	24.857	22.108	24.687	319.8	15	1'32.394	20.903	24.742	21.969	24.780	324.3
26	1'35.241	21.380	25.833	22.688	25.340	321.3	16	1'32.592	20.895	24.943	21.955	24.799	322.8
27	1'33.196	21.094	25.093	22.220	24.789	321.3	17	1'32.359	20.834	24.663	21.986	24.876	318.3

11th 63 Francesco BAGNAIA DUCATI ITA
Pramac Racing

Run #	1	Front Tyre	Slick-Hard	Rear Tyre	Slick-Medium
			New Tyre		New Tyre
1	1'39.539	26.974	25.368	22.297	24.900
2	1'32.424	20.917	24.808	21.962	24.737
3	1'32.289 *	20.961 *	24.768	21.924	24.636
4	1'33.423	22.169	24.746	21.916	24.592
5	1'32.139	20.762	24.750	21.980	24.647
6	1'32.168	20.838	24.701	21.941	24.688
7	1'32.446	20.801	24.794	22.054	24.797
8	1'32.255	20.883	24.744	21.959	24.669
9	1'32.133	20.866	24.706	21.890	24.671
10	1'31.788	20.655	24.606	21.860	24.667
11	1'32.043	20.761	24.716	21.898	24.668
12	1'32.128	20.749	24.755	21.943	24.681
13	1'32.188	20.860	24.738	21.993	24.597
14	1'32.076	20.642	24.667	22.050	24.717
15	1'32.186	20.782	24.656	22.000	24.748
16	1'32.155	20.773	24.663	21.975	24.744
17	1'32.411	20.809	24.787	22.056	24.759
18	1'32.399	20.745	24.776	22.029	24.849
19	1'32.359	20.739	24.763	21.941	24.916
20	1'32.466	20.726	24.836	22.127	24.777
21	1'32.189	20.711	24.678	22.021	24.779
22	1'32.276	20.734	24.752	21.990	24.800
23	1'32.384	20.762	24.802	22.080	24.740
24	1'32.996	20.999	24.861	22.078	25.058
25	1'33.272	20.993	24.985	22.134	25.160
26	1'33.148	20.947	24.964	22.176	25.061
27	1'32.654	20.798	24.829	22.069	24.958

12th 46 Valentino ROSSI YAMAHA ITA
Monster Energy Yamaha MotoGP

13th 35 Cal CRUTCHLOW HONDA GBR
LCR Honda CASTROL

Run #	1	Front Tyre	Slick-Hard	Rear Tyre	Slick-Medium
			New Tyre		New Tyre
1	1'40.527	27.379	25.923	22.397	24.828
2	1'32.805	21.236	25.005	22.010	24.554
3	1'32.277	20.894	24.737	21.979	24.667
4	1'32.379	21.070	24.746	21.937	24.626
5	1'32.236	20.945	24.736	21.988	24.567
6	1'32.136	20.854	24.713	21.945	24.624
7	1'32.380	21.034	24.690	21.950	24.706
8	1'32.293	20.857	24.702	21.986	24.748
9	1'32.431	21.115	24.720	21.936	24.660
10	1'32.280	20.833	24.737	22.017	24.693
11	1'32.297	20.873	24.760	22.033	24.631
12	1'32.271	20.872	24.793	21.956	24.650
13	1'32.197	20.896	24.679	21.924	24.698
14	1'32.868 *	21.172 *	24.829	22.026	24.841
15	1'32.348	20.849	24.761	21.981	24.757
16	1'32.937	20.946	25.183	22.074	24.734
17	1'32.640	21.132	24.757	22.001	24.750
18	1'32.531	20.963	24.708	22.012	24.848
19	1'32.692	21.078	24.803	22.028	24.783
20	1'32.230	20.856	24.767	21.969	24.638
21	1'32.286	20.851	24.733	21.956	24.746

Fastest Lap: Jack MILLER Pramac Racing AUS 1'31.378 20.595 24.518 21.765 24.500

These data/results cannot be reproduced, stored and/or transmitted in whole or in part by any manner of electronic, mechanical, photocopying, recording, broadcasting or otherwise now known or herein after developed without the previous express consent by the copyright owner, except for reproduction in daily press and regular printed publications on sale to the public within 60 days of the event related to those data/results and always provided that copyright symbol appears together as follows below.
© DORNA, 2020



Race

MotoGP

Lap	Lap Time	T1	T2	T3	T4	Speed	Lap	Lap Time	T1	T2	T3	T4	Speed
22	1'32.744	20.898	24.906	22.135	24.805	327.4	12	1'32.480	20.855	24.970	21.946	24.709	325.8
23	1'32.386	20.898	24.739	22.122	24.627	327.4	13	1'32.359	20.878	24.812	21.927	24.742	324.3
24	1'32.532	20.854	24.887	22.119	24.672	325.8	14	1'32.304	20.835	24.787	21.952	24.730	324.3
25	1'32.574	20.881	24.892	22.097	24.704	325.8	15	1'32.484	20.824	24.882	21.980	24.798	321.3
26	1'33.004	20.957	24.915	22.155	24.977	327.4	16	1'32.618	20.861	24.882	22.071	24.804	322.8
27	1'33.999	21.017	25.035	22.473	25.474	324.3	17	1'32.542	20.875	24.856	22.085	24.726	322.8

14th **6** **Stefan BRADL** HONDA GER
Repsol Honda Team

Run #	1	Front Tyre	Slick-Medium	Rear Tyre	Slick-Medium	Speed
		New Tyre		New Tyre		
1	1'40.649	27.513	25.850	22.453	24.833	250.0
2	1'33.486	* 21.448*	25.121	22.291	24.626	327.4
3	1'32.433	20.929	24.822	22.111	24.571	318.3
4	1'32.466	20.984	24.857	22.000	24.625	327.4
5	1'32.574	20.979	24.867	22.044	24.684	321.3
6	1'32.428	20.968	24.809	21.937	24.714	325.8
7	1'32.617	20.943	24.842	22.077	24.755	321.3
8	1'32.897	20.915	24.944	22.200	24.838	321.3
9	1'33.001	21.452	24.896	21.986	24.667	316.8
10	1'32.192	20.820	24.811	21.949	24.612	325.8
11	1'32.712	20.918	24.884	22.198	24.712	325.8
12	1'32.658	20.928	24.771	22.257	24.702	324.3
13	1'32.420	20.907	24.729	22.053	24.731	325.8
14	1'32.408	20.874	24.722	22.066	24.746	322.8
15	1'32.682	20.872	24.910	22.140	24.760	325.8
16	1'32.540	20.942	24.870	21.980	24.748	327.4
17	1'32.433	20.873	24.812	22.117	24.631	324.3
18	1'32.327	20.822	24.751	22.043	24.711	325.8
19	1'32.516	20.759	24.878	22.077	24.802	324.3
20	1'32.450	20.840	24.850	22.075	24.685	325.8
21	1'33.213	20.993	25.128	22.261	24.831	327.4
22	1'32.624	20.867	24.926	22.097	24.734	330.5
23	1'32.564	20.943	24.837	22.049	24.735	322.8
24	1'32.711	20.870	24.961	22.102	24.778	321.3
25	1'32.789	20.900	24.929	22.094	24.866	322.8
26	1'32.891	20.937	24.907	22.069	24.978	322.8
27	1'33.227	20.968	25.004	22.274	24.981	322.8

15th **9** **Daniilo PETRUCCI** DUCATI ITA
Ducati Team

Run #	1	Front Tyre	Slick-Hard	Rear Tyre	Slick-Medium	Speed
		New Tyre		New Tyre		
1	1'40.439	27.412	25.807	22.318	24.902	244.6
2	1'33.298	21.210	25.370	22.146	24.572	332.1
3	1'32.617	20.954	25.061	22.042	24.560	325.8
4	1'32.505	21.028	24.852	21.962	24.663	325.8
5	1'32.601	21.015	24.881	22.070	24.635	324.3
6	1'32.342	20.941	24.737	21.986	24.678	327.4
7	1'32.739	20.999	24.869	22.032	24.839	322.8
8	1'32.856	20.902	24.950	22.183	24.821	325.8
9	1'32.457	20.911	24.828	21.991	24.727	322.8
10	1'32.262	20.809	24.760	21.896	24.797	324.3
11	1'32.357	20.819	24.859	21.970	24.709	324.3

16th **73** **Alex MARQUEZ** HONDA SPA
Repsol Honda Team

Run #	1	Front Tyre	Slick-Hard	Rear Tyre	Slick-Medium	Speed
		New Tyre		New Tyre		
1	1'40.330	27.290	25.507	22.486	25.047	246.4
2	1'32.660	* 21.044*	24.933	21.999	24.684	327.4
3	1'32.526	20.954	24.843	21.994	24.735	327.4
4	1'32.968	21.054	24.967	22.093	24.854	327.4
5	1'32.596	20.958	24.838	22.031	24.769	325.8
6	1'32.490	20.890	24.834	22.052	24.714	327.4
7	1'32.764	21.003	24.897	22.062	24.802	324.3
8	1'33.105	20.906	25.085	22.083	25.031	322.8
9	1'32.748	21.045	24.918	22.065	24.720	316.8
10	1'32.433	20.828	24.884	21.989	24.732	325.8
11	1'32.613	20.884	24.939	22.106	24.684	325.8
12	1'32.654	20.898	24.955	22.051	24.750	327.4
13	1'32.402	20.791	24.827	22.050	24.734	325.8
14	1'32.405	20.776	24.829	22.121	24.679	324.3
15	1'32.647	20.914	24.934	22.080	24.719	325.8
16	1'33.253	21.364	25.101	22.067	24.721	324.3
17	1'32.540	20.853	24.861	22.117	24.709	327.4
18	1'32.535	20.824	24.862	22.084	24.765	327.4
19	1'33.101	20.908	25.013	22.222	24.958	327.4
20	1'33.428	20.951	25.040	22.441	24.996	327.4
21	1'33.541	21.142	25.101	22.329	24.969	321.3
22	1'33.261	20.876	25.076	22.340	24.969	324.3
23	1'32.970	20.996	24.977	22.185	24.812	319.8
24	1'32.942	20.936	24.994	22.212	24.800	324.3
25	1'32.646	20.819	24.977	22.077	24.773	325.8
26	1'32.739	20.861	24.965	22.128	24.785	324.3
27	1'32.800	20.900	24.996	22.144	24.760	325.8

17th **53** **Tito RABAT** DUCATI SPA
Esponsorama Racing

Run #	1	Front Tyre	Slick-Hard	Rear Tyre	Slick-Medium	Speed
		New Tyre		New Tyre		
1	1'41.130	27.687	25.903	22.686	24.854	239.5

Fastest Lap: Jack MILLER Pramac Racing AUS **1'31.378** 20.595 24.518 21.765 24.500

These data/results cannot be reproduced, stored and/or transmitted in whole or in part by any manner of electronic, mechanical, photocopying, recording, broadcasting or otherwise now known or herein after developed without the previous express consent by the copyright owner, except for reproduction in daily press and regular printed publications on sale to the public within 60 days of the event related to those data/results and always provided that copyright symbol appears together as follows below.
© DORNA, 2020



Race

MotoGP

Lap	Lap Time	T1	T2	T3	T4	Speed	Lap	Lap Time	T1	T2	T3	T4	Speed
2	1'33.453	21.409	25.061	22.310	24.673	321.3	25	1'33.284	21.125	24.884	22.141	25.134	315.4
3	1'32.764	21.108	24.926	22.064	24.666	319.8	26	1'33.503	20.953	24.949	22.233	25.368	316.8
4	1'32.662	21.041	24.827	22.072	24.722	325.8	27	1'33.973	21.253	25.071	22.286	25.363	311.1
5	1'32.931	21.020	24.826	22.194	24.891	327.4	19th 30 Takaaki NAKAGAMI HONDA JPN LCR Honda IDEMITSU						
6	1'33.022	20.994	24.935	22.244	24.849	327.4							
7	1'33.105	21.023	25.009	22.221	24.852	325.8							
8	1'33.112	20.956	24.951	22.250	24.955	324.3							
9	1'33.029	20.953	24.932	22.285	24.859	322.8							
10	1'32.964	20.988	24.971	22.153	24.852	324.3							
11	1'33.222	20.955	25.025	22.279	24.963	325.8							
12	1'32.987	20.832	24.955	22.219	24.981	325.8							
13	1'32.916	20.815	24.958	22.280	24.863	324.3							
14	1'33.185	20.852	25.045	22.330	24.958	322.8							
15	1'33.153	20.837	25.068	22.333	24.915	322.8							
16	1'32.940	20.855	24.990	22.270	24.825	316.8							
17	1'33.012	20.785	24.992	22.253	24.982	322.8							
18	1'33.147	20.873	25.037	22.229	25.008	324.3							
19	1'33.133	20.785	25.033	22.248	25.067	324.3							
20	1'33.268	20.919	25.064	22.327	24.958	324.3							
21	1'33.535	20.884	25.193	22.425	25.033	324.3							
22	1'33.184	20.847	25.102	22.312	24.923	324.3							
23	1'33.435	20.984	25.095	22.371	24.985	322.8							
24	1'33.714	21.004	25.271	22.375	25.064	319.8							
25	1'33.757	20.995	25.211	22.513	25.038	322.8							
26	1'33.940	21.104	25.223	22.432	25.181	306.9							
27	1'34.143	21.061	25.279	22.565	25.238	322.8							

18th 32 **Lorenzo SAVADORI** APRILIA ITA
Aprilia Racing Team Gresini

Run #	1	Front Tyre	Slick-Medium	Rear Tyre	Slick-Medium	New Tyre	New Tyre
1	1'41.927	27.798	26.161	22.610	25.358	243.8	
2	1'34.316	* 21.638*	25.211	22.258	25.209	318.3	
3	1'33.329	21.113	25.006	22.122	25.088	315.4	
4	1'32.983	20.831	24.982	22.059	25.111	318.3	
5	1'33.754	21.274	25.099	22.220	25.161	318.3	
6	1'33.177	20.984	25.059	22.133	25.001	315.4	
7	1'33.304	20.884	25.020	22.204	25.196	316.8	
8	1'33.221	20.944	24.994	22.117	25.166	315.4	
9	1'33.072	20.984	24.978	22.181	24.929	313.9	
10	1'32.914	20.805	24.928	22.073	25.108	316.8	
11	1'33.249	20.964	25.032	22.195	25.058	316.8	
12	1'32.979	20.831	24.975	22.120	25.053	316.8	
13	1'33.346	* 20.965*	25.094	22.169	25.118	316.8	
14	1'33.097	20.913	24.851	22.197	25.136	316.8	
15	1'33.262	20.972	24.867	22.170	25.253	315.4	
16	1'32.930	20.915	24.994	22.037	24.984	315.4	
17	1'33.397	21.039	25.045	22.129	25.184	315.4	
18	1'33.099	20.924	24.919	22.115	25.141	316.8	
19	1'33.234	20.971	24.978	22.144	25.141	316.8	
20	1'33.401	21.164	25.040	22.146	25.051	316.8	
21	1'33.767	20.946	24.970	22.731	25.120	315.4	
22	1'33.618	21.290	25.096	22.140	25.092	316.8	
23	1'33.470	21.111	25.052	22.206	25.101	315.4	
24	1'33.344	21.099	24.935	22.114	25.196	315.4	

20th 20 **Fabio QUARTARARO** YAMAHA FRA
Petronas Yamaha SRT

Run #	1	Front Tyre	Slick-Medium	Rear Tyre	Slick-Medium	New Tyre	New Tyre
1	1'40.969	28.570	25.255	22.278	24.866	237.1	
2	1'32.988	* 21.298*	24.858	22.160	24.672	325.8	
3	1'32.114	* 20.867*	24.707	21.886	24.654	324.3	
4	1'32.377	20.796	24.856	22.057	24.668	324.3	
5	1'32.153	20.809	24.769	21.900	24.675	324.3	
6	1'32.856	21.082	24.965	21.990	24.819	324.3	
7	1'33.629	* 21.671*	25.076	22.103	24.779	321.3	
8	1'32.649	20.974	24.835	22.030	24.810	322.8	
unfinished		21.156				319.8	

21st 5 **Johann ZARCO** DUCATI FRA
Esponsorama Racing

Run #	1	Front Tyre	Slick-Hard	Rear Tyre	Slick-Medium	New Tyre	New Tyre
1	1'37.929	26.231	25.069	22.033	24.596	229.2	
2	1'32.069	* 20.947*	24.634	21.894	24.594	327.4	
3	1'31.784	20.861	24.611	21.796	24.516	328.9	
4	1'31.621	20.768	24.505	21.846	24.502	328.9	
5	1'32.368	20.853	24.684	21.941	24.890	328.9	

Fastest Lap: Jack MILLER Pramac Racing AUS **1'31.378** 20.595 24.518 21.765 24.500

These data/results cannot be reproduced, stored and/or transmitted in whole or in part by any manner of electronic, mechanical, photocopying, recording, broadcasting or otherwise now known or herein after developed without the previous express consent by the copyright owner, except for reproduction in daily press and regular printed publications on sale to the public within 60 days of the event related to those data/results and always provided that copyright symbol appears together as follows below.
© DORNA, 2020



Num Lap Time Gap

35	1'32.868	13.698
46	1'32.393	13.826
9	1'32.304	15.937
73	1'32.405	17.015
6	1'32.408	17.262
53	1'33.185	22.803
32	1'33.097	26.989

Lap 15

21	1'31.632	
43	1'31.683	1.040
44	1'31.676	1.907
30	1'31.465	2.889
42	1'31.776	4.218
88	1'31.666	4.576
33	1'31.660	4.898
36	1'31.993	6.875
41	1'32.050	7.196
4	1'32.026	7.348
12	1'32.160	11.012
63	1'32.186	11.914
35	1'32.348	14.414
46	1'32.394	14.588
9	1'32.484	16.789
73	1'32.647	18.030
6	1'32.682	18.312
53	1'33.153	24.324
32	1'33.262	28.619

Lap 16

21	1'31.685	
43	1'31.570	0.925
44	1'31.730	1.952
30	1'31.462	2.666
42	1'31.712	4.245
88	1'31.821	4.712
33	1'31.744	4.957
36	1'31.651	6.841
41	1'31.841	7.352
4	1'32.023	7.686
12	1'32.180	11.507
63	1'32.155	12.384
46	1'32.592	15.495
35	1'32.937	15.666
9	1'32.618	17.722
6	1'32.540	19.167
73	1'33.253	19.598
53	1'32.940	25.579
32	1'32.930	29.864

Lap 17

21	1'31.645	
43	1'31.378	0.658
44	1'31.861	2.168
30	1'31.504	2.525
42	1'31.643	4.243
33	1'31.709	5.021
88	1'32.478	5.545
36	1'31.874	7.070
41	1'31.902	7.609
4	1'31.687	7.728
12	1'32.017	11.879
63	1'32.411	13.150
46	1'32.359	16.209
35	1'32.640	16.661
9	1'32.542	18.619
6	1'32.433	19.955
73	1'32.540	20.493
53	1'33.012	26.946
32	1'33.397	31.616

Lap 18

21	1'31.727	
43	1'31.892	0.823
44	1'31.721	2.162
30	1'31.558	2.356
42	1'31.879	4.395
33	1'31.764	5.058
88	1'31.952	5.770
36	1'31.778	7.121
4	1'31.810	7.811
41	1'32.460	8.342
12	1'32.065	12.217
63	1'32.399	13.822
46	1'32.259	16.741
35	1'32.531	17.465
9	1'32.751	19.643
6	1'32.327	20.555
73	1'32.535	21.301
53	1'33.147	28.366
32	1'33.099	32.988

Lap 19

21	1'31.840	
43	1'31.815	0.798
44	1'32.760	3.082
42	1'31.801	4.356
33	1'31.758	4.976
88	1'31.806	5.736
36	1'31.991	7.272
4	1'32.225	8.196
41	1'32.170	8.672
12	1'32.277	12.654
63	1'32.359	14.341
46	1'32.312	17.213
35	1'32.692	18.317
9	1'32.890	20.693
6	1'32.516	21.231
73	1'33.101	22.562
53	1'33.133	29.659
32	1'33.234	34.382

Lap 20

21	1'31.835	
43	1'31.650	0.613
44	1'32.117	3.364
42	1'32.055	4.576
33	1'31.878	5.019
88	1'31.998	5.899
36	1'31.994	7.431
4	1'32.101	8.462
41	1'32.067	8.904
12	1'32.577	13.396
63	1'32.466	14.972
46	1'32.275	17.653
35	1'32.230	18.712
9	1'32.849	21.707
6	1'32.450	21.846
73	1'33.428	24.155
53	1'33.268	31.092
32	1'33.401	35.948

Lap 21

21	1'31.774	
43	1'31.763	0.602
44	1'31.820	3.410
42	1'31.765	4.567
33	1'31.858	5.103
88	1'32.211	6.336
36	1'31.947	7.604

4	1'31.956	8.644
41	1'32.099	9.229
12	1'32.475	14.097
63	1'32.189	15.387
46	1'32.242	18.121
35	1'32.286	19.224
9	1'33.261	23.194
6	1'33.213	23.285
73	1'33.541	25.922
53	1'33.535	32.853
32	1'33.767	37.941

Lap 22

21	1'32.026	
43	1'31.774	0.350
44	1'31.900	3.284
42	1'31.844	4.385
33	1'31.833	4.910
88	1'32.366	6.676
36	1'32.117	7.695
4	1'31.892	8.510
41	1'32.292	9.495
12	1'32.144	14.215
63	1'32.276	15.637
46	1'32.232	18.327
35	1'32.744	19.942
6	1'32.624	23.883
9	1'33.492	24.660
73	1'33.261	27.157
53	1'33.184	34.011
32	1'33.618	39.533

Lap 23

21	1'31.930	
43	1'32.028	0.448
44	1'31.717	3.071
42	1'31.911	4.366
33	1'31.762	4.742
88	1'32.377	7.123
36	1'32.085	7.850
4	1'32.094	8.674
41	1'32.832	10.397
12	1'32.189	14.474
63	1'32.384	16.091
46	1'32.384	18.781
35	1'32.386	20.398
6	1'32.564	24.517
9	1'33.332	26.062
73	1'32.970	28.197
53	1'33.435	35.516
32	1'33.470	41.073

Lap 24

21	1'31.864	
43	1'31.923	0.507
44	1'31.849	3.056
42	1'31.909	4.411
33	1'32.024	4.902
88	1'32.190	7.449
36	1'32.361	8.347
4	1'32.357	9.167
41	1'32.721	11.254
12	1'32.299	14.909
63	1'32.996	17.223
46	1'32.487	19.404
35	1'32.532	21.066
6	1'32.711	25.364
9	1'33.673	27.871
73	1'32.942	29.275
53	1'33.714	37.366

32	1'33.344	42.553
----	----------	--------

Lap 25

21	1'31.921	
43	1'31.739	0.325
44	1'31.967	3.102
42	1'32.115	4.605
33	1'31.997	4.978
88	1'32.136	7.664
36	1'32.232	8.658
4	1'32.124	9.370
41	1'32.853	12.186
12	1'32.538	15.526
63	1'33.272	18.574
46	1'32.360	19.843
35	1'32.574	21.719
6	1'32.789	26.232
9	1'33.222	29.172
73	1'32.646	30.000
53	1'33.757	39.202
32	1'33.284	43.916

Lap 26

21	1'32.012	
43	1'31.791	0.104
44	1'32.525	3.615
42	1'32.023	4.616
33	1'31.876	4.842
88	1'32.344	7.996
36	1'32.287	8.933
4	1'32.084	9.442
41	1'33.486	13.660
12	1'35.241	18.755
63	1'33.148	19.710
46	1'32.336	20.167
35	1'33.004	22.711
6	1'32.891	27.111
9	1'33.173	30.333
73	1'32.739	30.727
53	1'33.940	41.130
32	1'33.503	45.407

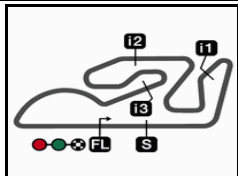
Lap 27

21	1'32.908	
43	1'32.897	0.093
44	1'32.299	3.006
42	1'31.989	3.697
33	1'32.193	4.127
88	1'32.184	7.272
36	1'32.678	8.703
4	1'32.195	8.729
41	1'34.760	15.512
12	1'33.196	19.043
63	1'32.654	19.456
46	1'32.458	19.717
35	1'33.999	23.802
6	1'33.227	27.430
9	1'33.145	30.570
73	1'32.800	30.619
53	1'34.143	42.365
32	1'33.973	46.472

Lapped rider

These data/results cannot be reproduced, stored and/or transmitted in whole or in part by any manner of electronic, mechanical, photocopying, recording, broadcasting or otherwise now known or herein after developed without the previous express consent by the copyright owner, except for reproduction in daily press and regular printed publications on sale to the public within 60 days of the event related to those data/results and always provided that copyright symbol appears together as follows below.
© DORNA, 2020





4005 m.

GRAN PREMIO MOTUL DE LA COMUNITAT VALENCIANA

MotoGP™

2020 Rookie of the Year Classification

36

Rider	Nation	Points	Leader Previous	QAT	SPA	ANC	CZE	AUT	STY	RSM	EMI	CAT	FRA	ARA	TER	EUR	VAL	POR
1 BINDER Brad	RSA	87		-	3	-	25	13	8	4	-	5	4	5	-	9	11	
2 MARQUEZ Alex	SPA	67	20	20	-	4	8	1	2	-	-	9	3	20	20	-	-	-
3 LECUONA Iker	SPA	27	60	40	-	-	-	-	7	6	2	-	2	1	2	7	-	-

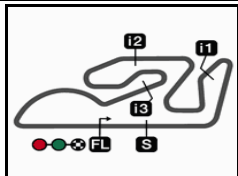
These data/results cannot be reproduced, stored and/or transmitted in whole or in part by any manner of electronic, mechanical, photocopying, recording, broadcasting or otherwise now known or herein after developed without the previous express consent by the copyright owner, except for reproduction in daily press and regular printed publications on sale to the public within 60 days of the event related to those data/results and always provided that copyright symbol appears together as follows below.

© DORNA, 2020

Official MotoGP Timing by TISSOT
www.motogp.com

Cheste, Sunday, November 15, 2020





4005 m.

GRAN PREMIO MOTUL DE LA COMUNITAT VALENCIANA

MotoGP™

36

2020 Independent Team Classification

Rider	Nation	Points	Leader Previous	QAT	SPA	ANC	CZE	AUT	STY	RSM	EMI	CAT	FRA	ARA	TER	EUR	VAL	POR
1 MORBIDELLI Franco	ITA	142		-	11	-	20	-	1	25	7	13	-	10	25	5	25	
2 QUARTARARO Fabio	FRA	125	17	17	-	25	25	9	8	3	-	13	25	7	-	8	2	-
3 MILLER Jack	AUS	112	30	13	-	13	-	7	16	20	8	-	11	-	7	-	10	20
4 NAKAGAMI Takaaki	JPN	105	37	7	-	6	13	8	10	9	7	10	9	9	11	-	13	-
5 OLIVEIRA Miguel	POR	100	42	5	-	8	-	10	-	25	5	11	-	10	-	10	11	10
6 ZARCO Johann	FRA	71	71	29	-	5	7	16	-	2	1	5	-	11	6	11	7	-
7 BAGNAIA Francesco	ITA	47	95	24	-	9	-	-	-	-	20	-	10	3	-	-	-	5
8 ESPARGARO Aleix	SPA	34	108	13	-	-	-	6	5	4	3	-	4	2	3	-	-	7
9 CRUTCHLOW Cal	GBR	29	113	5	-	-	3	3	1	-	-	-	6	-	8	5	-	3
10 LECUONA Iker	SPA	27	115	2	-	-	-	-	7	6	2	-	2	1	2	7	-	-
11 SMITH Bradley	GBR	12	130	15	-	1	4	-	3	-	-	3	-	-	-	1	-	-
12 RABAT Tito	SPA	10	132	2	-	2	5	-	-	-	-	-	1	-	-	2	-	-
13 PIRRO Michele	ITA	4	138	6	-	-	-	-	4	-	-	-	-	-	-	-	-	-

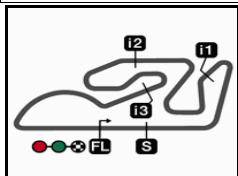
Team	Points	Leader Previous	QAT	SPA	ANC	CZE	AUT	STY	RSM	EMI	CAT	FRA	ARA	TER	EUR	VAL	POR
1 PETRONAS YAMAHA SRT	230		-	0	25	29	8	3	25	20	38	7	10	33	7	25	
2 PRAMAC RACING	163	67	67	-	22	-	7	20	20	28	-	21	3	7	-	10	25
3 LCR HONDA	134	96	29	-	6	16	11	11	9	7	10	15	9	19	5	13	3
4 RED BULL KTM TECH 3	127	103	7	-	8	-	10	7	31	7	11	2	11	2	17	11	10
5 ESPONSORAMA RACING	81	149	46	-	7	12	16	-	2	1	5	1	11	6	13	7	-
6 APRILIA RACING TEAM GRESINI	46	184	35	-	1	4	6	8	4	3	3	4	2	3	1	-	7

These data/results cannot be reproduced, stored and/or transmitted in whole or in part by any manner of electronic, mechanical, photocopying, recording, broadcasting or otherwise now known or herein after developed without the previous express consent by the copyright owner, except for reproduction in daily press and regular printed publications on sale to the public within 60 days of the event related to those data/results and always provided that copyright symbol appears together as follows below.
© DORNA, 2020

Official MotoGP Timing by 
www.motogp.com

Cheste, Sunday, November 15, 2020





4005 m.

After the **GRAN PREMIO MOTUL DE LA COMUNITAT VALENCIANA****MotoGP™****2020 Riders Performance**

(Qualifying Position - Starting Position - Race Position)

37

Rider	Points	QAT	SPA	ANC	CZE	AUT	STY	RSM	EMI	CAT	FRA	ARA	TER	EUR	VAL	POR					
1 MIR Joan	171		12	10	9	6	4	8	11	8	14	6	12	5	12						
		-	10-NC	10-5	9-NC	6-2	3-4	8-3	11-2	8-2	14-11	6-3	12-3	5-1	12-7	-	-	-	-	-	-
2 MORBIDELLI Franco	142		10	6	3	7	11	2	8	1	11	4	2	9	1						
		-	8-5	6-NC	3-2	7-NP	10-15	2-1	8-9	1-4	11-NC	4-6	2-1	8-11	1-1	-	-	-	-	-	-
3 RINS Alex	138		9	20	11	8	7	7	18	13	16	10	3	2	14						
		-	-NS	20-10	11-4	8-NC	6-6	7-5	18-12	13-3	16-NC	10-1	3-2	2-2	14-4	-	-	-	-	-	-
4 VIÑALES Maverick	127		2	2	5	1	6	1	1	5	5	2	4	15	6						
		-	2-2	2-2	5-14	1-10	5-NP	1-6	1-1	5-9	5-10	2-4	4-7	21-13	6-10	-	-	-	-	-	-
5 QUARTARARO Fabio	125		1	1	2	3	10	3	3	2	1	1	6	11	11						
		-	1-1	1-1	2-7	3-8	9-13	3-NC	3-4	2-1	1-9	1-18	6-8	11-14	11-NC	-	-	-	-	-	-
6 DOVIZIOSO Andrea	125		8	14	18	4	9	9	10	17	6	13	17	12	17						
		-	7-3	14-6	18-11	4-1	8-5	9-7	10-8	17-NL	6-4	13-7	17-13	12-8	17-8	-	-	-	-	-	-
7 ESPARGARO Pol	122		7	12	6	5	1	11	4	7	8	12	9	1	5						
		-	6-6	12-7	6-NC	5-NC	1-3	11-10	4-3	7-NC	8-3	12-12	9-4	1-3	5-3	-	-	-	-	-	-
8 MILLER Jack	112		5	7	14	2	5	5	2	4	2	5	14	7	2						
		-	5-4	7-NC	14-9	2-3	4-2	5-8	2-NC	4-5	2-NC	5-9	14-NL	6-6	2-2	-	-	-	-	-	-
9 NAKAGAMI Takaaki	105		15	8	17	10	2	14	12	11	13	7	1	3	3						
		-	13-10	8-4	17-8	10-6	2-7	14-9	12-6	11-7	13-7	7-5	1-NL	3-4	3-NC	-	-	-	-	-	-
10 OLIVEIRA Miguel	100		17	5	13	11	8	12	15	12	12	18	8	8	10						
		-	15-8	5-NL	13-6	11-NC	7-1	12-11	15-5	12-NC	12-6	18-16	8-6	7-5	10-6	-	-	-	-	-	-
11 BINDER Brad	87		13	9	7	17	14	16	6	10	17	14	15	10	9						
		-	11-13	9-NC	7-1	17-4	13-8	16-12	6-NC	10-11	17-12	14-11	15-NL	10-7	9-5	-	-	-	-	-	-
12 PETRUCCI Danilo	78		14	11	8	13	12	15	9	9	3	8	19	19	15						
		-	12-9	11-NC	8-12	13-7	11-11	15-16	9-10	9-8	3-1	8-15	19-10	18-10	15-15	-	-	-	-	-	-
13 ZARCO Johann	71		20	15	1	9	3	10	14	6	9	16	5	4	4						
		-	18-11	15-9	1-3	9-NP	22-14	10-15	14-11	6-NL	9-5	16-10	5-5	4-9	4-NC	-	-	-	-	-	-

NC=Not classified NL=Not finished first lap NP=Not started race re-start N2=Not finished first lap race re-start EX=Excluded NS=Not Started DS=Disqualified

These data/results cannot be reproduced, stored and/or transmitted in whole or in part by any manner of electronic, mechanical, photocopying, recording, broadcasting or otherwise now known or herein after developed without the previous express consent by the copyright owner, except for reproduction in daily press and regular printed publications on sale to the public within 60 days of the event related to those data/results and always provided that copyright symbol appears together as follows below.
© DORNA, 2020

Official MotoGP Timing by TISSOT
www.motogp.com



Cheste, Sunday, November 15, 2020

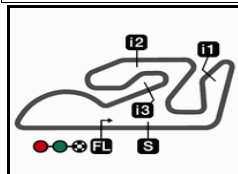
	Rider	Points	QAT	SPA	ANC	CZE	AUT	STY	RSM	EMI	CAT	FRA	ARA	TER	EUR	VAL	POR				
14	MARQUEZ Alex	67		21	21	21	18	17	21	17	18	18	11	10	14	20					
			-	19-12	21-8	21-15	18-14	16-16	21-17	17-7	18-13	18-2	11-2	10-NC	14-NC	20-16	-	-	-	-	-
15	ROSSI Valentino	62		11	4	10	12	15	4	7	3	10			18	16					
			-	9-NC	4-3	10-5	12-5	14-9	4-4	7-NC	3-NC	10-NL	-	-	17-NC	16-12	-	-	-	-	-
16	BAGNAIA Francesco	47		4	3				6	5	14	7	17	18	17	8					
			-	4-7	3-NC	-	-	-	6-2	5-NC	14-6	7-13	17-NC	18-NC	16-NC	8-11	-	-	-	-	-
17	ESPARGARO Aleix	34		16	16	4	14	20	13	16	15	15	9	13	6	7					
			-	14-NC	16-NC	4-10	14-11	19-12	13-13	16-NL	15-12	15-14	9-13	13-NC	9-NL	7-9	-	-	-	-	-
18	CRUTCHLOW Cal	29		6	13	12	15	18	22		16	4	3	7	16	13					
			-	-NS	13-13	12-13	15-15	17-17	-NS	-	16-10	4-NC	3-8	7-11	15-NC	13-13	-	-	-	-	-
19	LECUONA Iker	27		22	17	16	16	13	18	13	19	20	15	11							
			-	20-NC	17-NC	16-NC	16-9	12-10	18-14	13-NC	19-14	20-15	15-14	11-9	-	-	-	-	-	-	-
20	BRADL Stefan	18				20	19	21	19	21	20	21	21	16	13	18					
			-	-	-	20-18	19-17	20-18	19-18	-NS	20-17	21-8	21-17	16-12	13-12	18-14	-	-	-	-	-
21	SMITH Bradley	12		18	19	19	20	19	20	19	21	19	19	21							
			-	16-15	19-12	19-17	20-13	18-19	20-19	19-13	21-16	19-NC	19-19	21-15	-	-	-	-	-	-	-
22	RABAT Tito	10		19	18	15	21	22	17	20	22	22	20	20	21	19					
			-	17-14	18-11	15-16	21-16	21-21	17-NC	20-NC	22-15	22-NC	20-20	20-14	20-NC	19-17	-	-	-	-	-
23	PIRRO Michele	4					22	16													
			-	-	-	-	22-12	15-20	-	-	-	-	-	-	-	-	-	-	-	-	-
24	SAVADORI Lorenzo	0													20	21					
			-	-	-	-	-	-	-	-	-	-	-	-	19-NC	21-18	-	-	-	-	-

NC=Not classified NL=Not finished first lap NP=Not started race re-start N2=Not finished first lap race re-start EX=Excluded NS=Not Started DS=Disqualified

These data/results cannot be reproduced, stored and/or transmitted in whole or in part by any manner of electronic, mechanical, photocopying, recording, broadcasting or otherwise now known or herein after developed without the previous express consent by the copyright owner, except for reproduction in daily press and regular printed publications on sale to the public within 60 days of the event related to those data/results and always provided that copyright symbol appears together as follows below.
© DORNA, 2020

Official MotoGP Timing by TISSOT
www.motogp.com





4005 m.

GRAN PREMIO MOTUL DE LA COMUNITAT VALENCIANA

Official Starting Grid

Race : 27 laps = 108.135 km

MotoGP™



1	3 1'30.413 30 Takaaki NAKAGAMI Honda	2 1'30.287 43 Jack MILLER Ducati	1 1'30.191 21 Franco MORBIDELLI Yamaha
2	6 1'30.645 12 Maverick VIÑALES Yamaha	5 1'30.553 44 Pol ESPARGARO KTM	4 1'30.520 5 Johann ZARCO Ducati
3	9 1'30.737 33 Brad BINDER KTM	8 1'30.671 63 Francesco BAGNAIA Ducati	7 1'30.657 41 Aleix ESPARGARO Aprilia
4	12 1'30.988 36 Joan MIR Suzuki	11 1'30.864 20 Fabio QUARTARARO Yamaha	10 1'30.781 88 Miguel OLIVEIRA KTM
5	15 1'31.601 9 Danilo PETRUCCI Ducati	14 1'31.594 42 Alex RINS Suzuki	13 1'31.159 35 Cal CRUTCHLOW Honda
6	18 1'31.831 6 Stefan BRADL Honda	17 1'31.606 4 Andrea DOVIZIOSO Ducati	16 1'31.604 46 Valentino ROSSI Yamaha
7	21 1'32.237 32 Lorenzo SAVADORI Aprilia	20 1'32.205 73 Alex MARQUEZ Honda	19 1'32.063 53 Tito RABAT Ducati

The results are provisional until the end of the limit for protest and appeals and until the ratification of the Event Management Committee.

Time limit for protest expires 60' at the latest after publication of the results - Time:

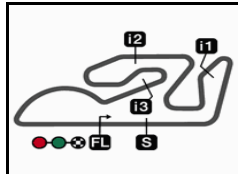
These data/results cannot be reproduced, stored and/or transmitted in whole or in part by any manner of electronic, mechanical, photocopying, recording, broadcasting or otherwise now known or herein after developed without the previous express consent by the copyright owner, except for reproduction in daily press and regular printed publications on sale to the public within 60 days of the event related to those data/results and always provided that copyright symbol appears together as follows below.

© DORNA, 2020

Official MotoGP Timing by TISSOT
www.motogp.com

Cheste, Sunday, November 15, 2020





4005 m.

GRAN PREMIO MOTUL DE LA COMUNITAT VALENCIANA

Race

Top Speed & Average

MotoGP™



Rider	Nation	Motorcycle	Top 5 speeds					Average	Top
4 Andrea DOVIZIOSO	ITA	DUCATI	333.7	332.1	332.1	332.1	332.1	332.3	333.7
9 Danilo PETRUCCI	ITA	DUCATI	332.1	327.4	325.8	325.8	325.8	327.1	332.1
43 Jack MILLER	AUS	DUCATI	332.1	332.1	332.1	332.1	332.1	332.1	332.1
63 Francesco BAGNAIA	ITA	DUCATI	332.1	330.5	330.5	330.5	330.5	330.7	332.1
6 Stefan BRADL	GER	HONDA	330.5	327.4	327.4	327.4	327.4	328.0	330.5
5 Johann ZARCO	FRA	DUCATI	328.9	328.9	328.9	327.4	229.2	308.7	328.9
44 Poli ESPARGARO	SPA	KTM	328.9	327.4	327.4	327.4	325.8	326.3	328.9
88 Miguel OLIVEIRA	POR	KTM	328.9	327.4	325.8	325.8	325.8	326.1	328.9
33 Brad BINDER	RSA	KTM	327.4	327.4	327.4	325.8	325.8	326.1	327.4
35 Cal CRUTCHLOW	GBR	HONDA	327.4	327.4	327.4	327.4	327.4	327.4	327.4
36 Joan MIR	SPA	SUZUKI	327.4	327.4	327.4	327.4	324.3	325.2	327.4
41 Aleix ESPARGARO	SPA	APRILIA	327.4	325.8	324.3	324.3	324.3	324.6	327.4
46 Valentino ROSSI	ITA	YAMAHA	327.4	324.3	324.3	324.3	324.3	324.7	327.4
53 Tito RABAT	SPA	DUCATI	327.4	327.4	325.8	325.8	325.8	326.3	327.4
73 Alex MARQUEZ	SPA	HONDA	327.4	327.4	327.4	327.4	327.4	327.4	327.4
20 Fabio QUARTARARO	FRA	YAMAHA	325.8	324.3	324.3	324.3	324.3	324.6	325.8
42 Alex RINS	SPA	SUZUKI	325.8	325.8	325.8	325.8	325.8	325.8	325.8
12 Maverick VIÑALES	SPA	YAMAHA	324.3	324.3	324.3	322.8	322.8	323.4	324.3
30 Takaaki NAKAGAMI	JPN	HONDA	324.3	322.8	322.8	322.8	322.8	323.0	324.3
21 Franco MORBIDELLI	ITA	YAMAHA	322.8	321.3	319.8	319.8	319.8	320.4	322.8
32 Lorenzo SAVADORI	ITA	APRILIA	318.3	318.3	318.3	316.8	316.8	317.1	318.3

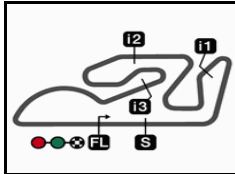
These data/results cannot be reproduced, stored and/or transmitted in whole or in part by any manner of electronic, mechanical, photocopying, recording, broadcasting or otherwise now known or herein after developed without the previous express consent by the copyright owner, except for reproduction in daily press and regular printed publications on sale to the public within 60 days of the event related to those data/results and always provided that copyright symbol appears together as follows below.

© DORNA, 2020

Official MotoGP Timing by TISSOT
www.motogp.com



Cheste, Sunday, November 15, 2020




4005 m.

GRAN PREMIO MOTUL DE LA COMUNITAT VALENCIANA

Race

Fastest Laps Sequence

Lap	Race Time	 Rider	Nation	Motorcycle	Time	Km/h	Riders's Lap
2	3'08.569	21 Franco MORBIDELLI	ITA	YAMAHA	1'31.771	157.1	2
2	3'08.807	43 Jack MILLER	AUS	DUCATI	1'31.728	157.1	2
3	4'40.070	21 Franco MORBIDELLI	ITA	YAMAHA	1'31.501	157.5	3
4	6'11.518	21 Franco MORBIDELLI	ITA	YAMAHA	1'31.448	157.6	4
6	9'14.553	21 Franco MORBIDELLI	ITA	YAMAHA	1'31.428	157.6	6
17	26'03.299	43 Jack MILLER	AUS	DUCATI	1'31.378	157.7	17

These data/results cannot be reproduced, stored and/or transmitted in whole or in part by any manner of electronic, mechanical, photocopying, recording, broadcasting or otherwise now known or herein after developed without the previous express consent by the copyright owner, except for reproduction in daily press and regular printed publications on sale to the public within 60 days of the event related to those data/results and always provided that copyright symbol appears together as follows below.

© DORNA, 2020

Official MotoGP Timing by TISSOT
www.motogp.com

Cheste, Sunday, November 15, 2020

