


TISSOT GRAND PRIX OF DOHA

Race

Classification after 22 laps = 118.36 km

29

Pos		Rider	Nation	Team	Motorcycle	Total Time	Km/h	Gap
1	25	20 Fabio QUARTARARO	FRA	Monster Energy Yamaha MotoGP	YAMAHA	42'23.997	167.4	
2	20	5 Johann ZARCO	FRA	Pramac Racing	DUCATI	42'25.454	167.3	1.457
3	16	89 Jorge MARTIN	SPA	Pramac Racing	DUCATI	42'25.497	167.3	1.500
4	13	42 Alex RINS	SPA	Team SUZUKI ECSTAR	SUZUKI	42'26.085	167.3	2.088
5	11	12 Maverick VIÑALES	SPA	Monster Energy Yamaha MotoGP	YAMAHA	42'26.107	167.3	2.110
6	10	63 Francesco BAGNAIA	ITA	Ducati Lenovo Team	DUCATI	42'26.639	167.3	2.642
7	9	36 Joan MIR	SPA	Team SUZUKI ECSTAR	SUZUKI	42'28.865	167.1	4.868
8	8	33 Brad BINDER	RSA	Red Bull KTM Factory Racing	KTM	42'28.976	167.1	4.979
9	7	43 Jack MILLER	AUS	Ducati Lenovo Team	DUCATI	42'29.362	167.1	5.365
10	6	41 Aleix ESPARGARO	SPA	Aprilia Racing Team Gresini	APRILIA	42'29.379	167.1	5.382
11	5	23 Enea BASTIANINI	ITA	Avintia Esponsorama	DUCATI	42'29.547	167.1	5.550
12	4	21 Franco MORBIDELLI	ITA	Petronas Yamaha SRT	YAMAHA	42'29.784	167.1	5.787
13	3	44 Poli ESPARGARO	SPA	Repsol Honda Team	HONDA	42'30.060	167.0	6.063
14	2	6 Stefan BRADL	GER	Repsol Honda Team	HONDA	42'30.450	167.0	6.453
15	1	88 Miguel OLIVEIRA	POR	Red Bull KTM Factory Racing	KTM	42'32.925	166.9	8.928
16		46 Valentino ROSSI	ITA	Petronas Yamaha SRT	YAMAHA	42'38.243	166.5	14.246
17		30 Takaaki NAKAGAMI	JPN	LCR Honda IDEMITSU	HONDA	42'40.238	166.4	16.241
18		10 Luca MARINI	ITA	SKY VR46 Avintia	DUCATI	42'40.469	166.4	16.472
19		9 Danilo PETRUCCI	ITA	Tech 3 KTM Factory Racing	KTM	42'40.776	166.3	16.779
20		32 Lorenzo SAVADORI	ITA	Aprilia Racing Team Gresini	APRILIA	43'02.772	164.9	38.775
Not classified								
		73 Alex MARQUEZ	SPA	LCR Honda CASTROL	HONDA	23'15.262	166.5	10 laps
		27 Iker LECUONA	SPA	Tech 3 KTM Factory Racing	KTM	23'16.255	166.4	10 laps

Race condition: Dry
Air: 21°
Humidity: 62%
Ground: 22°

		Pole Position:	Jorge MARTIN	1'53.106	171.2 Km/h
Fastest Lap (New record):	Lap 7	Francesco BAGNAIA	1'54.491	169.1 Km/h	
Best Race Lap:	2021	Maverick VIÑALES	1'54.624	168.9 Km/h	
All Time Lap Record:	2021	Francesco BAGNAIA	1'52.772	171.7 Km/h	

19:35'41
19:58'03
20:00'57
20:03'26
20:25'25 Iker LECUONA

20:25'58 Alex MARQUEZ

20:38'29 Maverick VIÑALES
SIGHTING LAP START
WARM UP LAP START
RACE START
No jump start

crashed out - Rider OK

crashed out - Rider OK

track limits warning

The results are provisional until the end of the limit for protest and appeals.

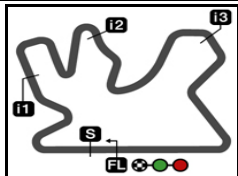
Time limit for protest expires 30' after publication of the results - Time:

These data/results cannot be reproduced, stored and/or transmitted in whole or in part by any manner of electronic, mechanical, photocopying, recording, broadcasting or otherwise now known or herein after developed without the previous express consent by the copyright owner, except for reproduction in daily press and regular printed publications on sale to the public within 60 days of the event related to those data/results and always provided that copyright symbol appears together as follows below.

© DORNA, 2021

 Official MotoGP Timing by TISSOT
 www.motogp.com

Doha, Sunday, April 04, 2021

5380 m.

TISSOT GRAND PRIX OF DOHA

MotoGP™

World Championship Classification

30

Rider		Points	Leader	Previous	QAT	DOH	POR	SPA	FRA	ITA	CAT	GER	NED	FIN	AUT	GBR	ARA	RSM	JPN	THA	AUS	MAL	VAL
1	ZARCO Johann	FRA	40			20	20																
2	QUARTARARO Fabio	FRA	36	4	4	11	25																
3	VIÑALES Maverick	SPA	36	4	0	25	11																
4	BAGNAIA Francesco	ITA	26	14	10	16	10																
5	RINS Alex	SPA	23	17	3	10	13																
6	MIR Joan	SPA	22	18	1	13	9																
7	MARTIN Jorge	SPA	17	23	5	1	16																
8	ESPARGARO Aleix	SPA	15	25	2	9	6																
9	MILLER Jack	AUS	14	26	1	7	7																
10	ESPARGARO Pol	SPA	11	29	3	8	3																
11	BASTIANINI Enea	ITA	11	29	0	6	5																
12	BINDER Brad	RSA	10	30	1	2	8																
13	BRADL Stefan	GER	7	33	3	5	2																
14	ROSSI Valentino	ITA	4	36	3	4	0																
15	MORBIDELLI Franco	ITA	4	36	0	0	4																
16	OLIVEIRA Miguel	POR	4	36	0	3	1																
17	MARINI Luca	ITA	0	40	4	0	0																
18	LECUONA Iker	SPA	0	40	0	0	-																
19	NAKAGAMI Takaaki	JPN	0	40	0	-	0																
20	SAVADORI Lorenzo	ITA	0	40	0	0	0																
21	PETRUCCI Danilo	ITA	0	40	0	-	0																

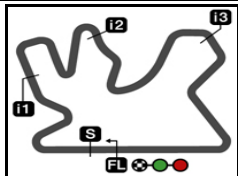
These data/results cannot be reproduced, stored and/or transmitted in whole or in part by any manner of electronic, mechanical, photocopying, recording, broadcasting or otherwise now known or herein after developed without the previous express consent by the copyright owner, except for reproduction in daily press and regular printed publications on sale to the public within 60 days of the event related to those data/results and always provided that copyright symbol appears together as follows below.
© DORNA, 2021

Official MotoGP Timing by TISSOT
www.motogp.com

Doha, Sunday, April 04, 2021

Page 1 of 2





5380 m.

TISSOT GRAND PRIX OF DOHA

MotoGP™

World Championship Classification

30

Constructor	Points	Leader	Previous	QAT	DOH	POR	SPA	FRA	ITA	CAT	GER	NED	FIN	AUT	GBR	ARA	RSM	JPN	THA	AUS	MAL	VAL	
1 YAMAHA	50			25	25																		
2 DUCATI	40	10	10	20	20																		
3 SUZUKI	26	24	14	13	13																		
4 APRILIA	15	35	11	9	6																		
5 KTM	11	39	4	3	8																		
6 HONDA	11	39	0	8	3																		

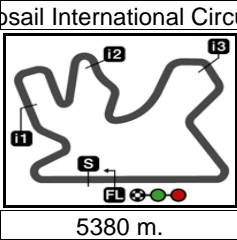
Team	Points	Leader	Previous	QAT	DOH	POR	SPA	FRA	ITA	CAT	GER	NED	FIN	AUT	GBR	ARA	RSM	JPN	THA	AUS	MAL	VAL	
1 MONSTER ENERGY YAMAHA MOTOGP	72			36	36																		
2 PRAMAC RACING	57	15	15	21	36																		
3 TEAM SUZUKI ECSTAR	45	27	12	23	22																		
4 DUCATI LENOVO TEAM	40	32	5	23	17																		
5 REPSOL HONDA TEAM	18	54	22	13	5																		
6 APRILIA RACING TEAM GRESINI	15	57	3	9	6																		
7 RED BULL KTM FACTORY RACING	14	58	1	5	9																		
8 ESPONSORAMA RACING	11	61	3	6	5																		
9 PETRONAS YAMAHA SRT	8	64	3	4	4																		

These data/results cannot be reproduced, stored and/or transmitted in whole or in part by any manner of electronic, mechanical, photocopying, recording, broadcasting or otherwise now known or herein after developed without the previous express consent by the copyright owner, except for reproduction in daily press and regular printed publications on sale to the public within 60 days of the event related to those data/results and always provided that copyright symbol appears together as follows below.
© DORNA, 2021

Official MotoGP Timing by TISSOT
www.motogp.com

Doha, Sunday, April 04, 2021





TISSOT GRAND PRIX OF DOHA
Race
Lap Chart

31

Pos	1	2	3	4	5	6	7	8	9	10	11	12	13	14	15	16	17	18	19	20	21	22
Grid	89	5	12	43	20	63	41	42	36	21	6	88	10	73	44	30	9	33	23	27	46	32



1	89	5	41	42	36	88	20	43	12	33	63	44	21	30	73	10	23	6	9	27	46	32	
2	89	5	41	42	88	36	43	20	63	33	12	44	21	30	23	73	10	6	9	27	46	32	
3	89	5	42	41	88	36	43	20	63	12	33	44	21	30	23	73	6	10	9	27	46	32	
4	89	5	42	41	36	88	43	63	20	12	33	44	21	30	23	6	73	10	9	27	46	32	
5	89	42	5	41	36	88	43	63	20	12	33	44	21	30	23	6	10	73	9	27	46	32	
6	89	42	5	41	36	63	88	20	43	12	33	21	44	23	30	6	10	73	27	9	46	32	
7	89	5	42	41	36	63	43	20	12	88	33	21	44	23	6	30	10	73	27	9	46	32	
8	89	42	5	41	63	36	43	20	12	88	33	21	44	23	6	30	10	73	27	9	46	32	
9	89	42	5	41	63	36	43	20	12	88	33	21	44	23	6	10	73	27	30	46	9	32	
10	89	5	42	63	43	41	36	20	12	33	88	21	44	23	6	10	73	27	30	46	9	32	
L a P S	11	89	5	42	63	43	36	41	20	12	33	88	44	21	23	6	10	73	27	30	46	9	32
12	89	5	42	63	43	36	20	41	12	33	44	88	23	21	6	73	10	27	30	46	9	32	
13	89	5	63	42	20	41	43	12	36	33	44	23	88	21	6	10	30	46	9	32			
14	89	5	63	42	20	41	43	12	36	44	33	23	88	21	6	10	30	46	9	32			
15	89	5	63	20	42	41	43	12	36	44	33	23	21	88	6	10	30	46	9	32			
16	89	5	63	20	42	43	12	41	36	44	33	23	21	6	88	10	30	46	9	32			
17	89	5	20	43	42	12	63	41	36	33	23	21	44	6	88	10	30	46	9	32			
18	89	20	5	12	43	42	63	41	36	33	23	21	44	6	88	10	30	46	9	32			
19	20	89	5	12	42	43	63	41	36	33	23	21	44	6	88	10	46	30	9	32			
20	20	89	5	12	42	63	43	41	36	33	23	21	44	6	88	46	10	30	9	32			
21	20	89	5	12	42	63	43	36	41	33	23	21	44	6	88	46	10	30	9	32			
22	20	5	89	42	12	63	36	33	43	41	23	21	44	6	88	46	30	10	9	32			

Winner Lapped rider

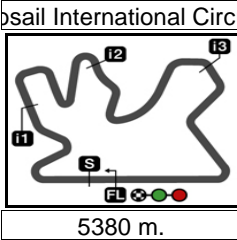
These data/results cannot be reproduced, stored and/or transmitted in whole or in part by any manner of electronic, mechanical, photocopying, recording, broadcasting or otherwise now known or herein after developed without the previous express consent by the copyright owner, except for reproduction in daily press and regular printed publications on sale to the public within 60 days of the event related to those data/results and always provided that copyright symbol appears together as follows below.

© DORNA, 2021

Official MotoGP Timing by TISSOT
 www.motogp.com

Doha, Sunday, April 04, 2021






TISSOT GRAND PRIX OF DOHA

Race

Fastest Lap of Each Rider

32

	Rider	Nation	Team	Motorcycle	Time	Lap Total	Gap
1	63 Francesco BAGNAIA	ITA	Ducati Lenovo Team	DUCATI	1'54.491	7 22	
2	41 Aleix ESPARGARO	SPA	Aprilia Racing Team Gresini	APRILIA	1'54.798	6 22	0.307 0.307
3	43 Jack MILLER	AUS	Ducati Lenovo Team	DUCATI	1'54.807	7 22	0.316 0.009
4	12 Maverick VIÑALES	SPA	Monster Energy Yamaha MotoGP	YAMAHA	1'54.832	10 22	0.341 0.025
5	5 Johann ZARCO	FRA	Pramac Racing	DUCATI	1'54.919	6 22	0.428 0.087
6	42 Alex RINS	SPA	Team SUZUKI ECSTAR	SUZUKI	1'54.923	4 22	0.432 0.004
7	20 Fabio QUARTARARO	FRA	Monster Energy Yamaha MotoGP	YAMAHA	1'54.973	8 22	0.482 0.050
8	36 Joan MIR	SPA	Team SUZUKI ECSTAR	SUZUKI	1'54.985	6 22	0.494 0.012
9	21 Franco MORBIDELLI	ITA	Petronas Yamaha SRT	YAMAHA	1'54.992	6 22	0.501 0.007
10	10 Luca MARINI	ITA	SKY VR46 Avintia	DUCATI	1'55.016	5 22	0.525 0.024
11	89 Jorge MARTIN	SPA	Pramac Racing	DUCATI	1'55.026	6 22	0.535 0.010
12	23 Enea BASTIANINI	ITA	Avintia Esponsorama	DUCATI	1'55.057	11 22	0.566 0.031
13	33 Brad BINDER	RSA	Red Bull KTM Factory Racing	KTM	1'55.074	10 22	0.583 0.017
14	6 Stefan BRADL	GER	Repsol Honda Team	HONDA	1'55.106	4 22	0.615 0.032
15	73 Alex MARQUEZ	SPA	LCR Honda CASTROL	HONDA	1'55.132	10 12	0.641 0.026
16	44 Po ESPARGARO	SPA	Repsol Honda Team	HONDA	1'55.134	7 22	0.643 0.002
17	88 Miguel OLIVEIRA	POR	Red Bull KTM Factory Racing	KTM	1'55.227	5 22	0.736 0.093
18	27 Iker LECUONA	SPA	Tech 3 KTM Factory Racing	KTM	1'55.266	7 12	0.775 0.039
19	9 Danilo PETRUCCI	ITA	Tech 3 KTM Factory Racing	KTM	1'55.341	8 22	0.850 0.075
20	30 Takaaki NAKAGAMI	JPN	LCR Honda IDEMITSU	HONDA	1'55.374	4 22	0.883 0.033
21	46 Valentino ROSSI	ITA	Petronas Yamaha SRT	YAMAHA	1'55.383	7 22	0.892 0.009
22	32 Lorenzo SAVADORI	ITA	Aprilia Racing Team Gresini	APRILIA	1'56.468	6 22	1.977 1.085

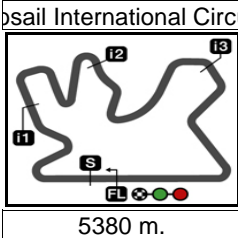
These data/results cannot be reproduced, stored and/or transmitted in whole or in part by any manner of electronic, mechanical, photocopying, recording, broadcasting or otherwise now known or herein after developed without the previous express consent by the copyright owner, except for reproduction in daily press and regular printed publications on sale to the public within 60 days of the event related to those data/results and always provided that copyright symbol appears together as follows below.

© DORNA, 2021

Official MotoGP Timing by TISSOT
www.motogp.com

Doha, Sunday, April 04, 2021





TISSOT GRAND PRIX OF DOHA

After the Race

Event Best Maximum Speed

33

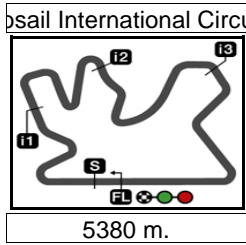


<i>Rider</i>	<i>Nation Team</i>	<i>Motorcycle</i>	<i>Km/h</i>	
5 Johann ZARCO	FRA Pramac Racing	DUCATI	356.4	Free Practice Nr. 2
43 Jack MILLER	AUS Ducati Lenovo Team	DUCATI	356.4	Race
89 Jorge MARTIN	SPA Pramac Racing	DUCATI	354.0	Free Practice Nr. 2
63 Francesco BAGNAIA	ITA Ducati Lenovo Team	DUCATI	354.0	Race
23 Enea BASTIANINI	ITA Avintia Esponsorama	DUCATI	352.9	Race
44 Po ESPARGARO	SPA Repsol Honda Team	HONDA	352.9	Race
10 Luca MARINI	ITA SKY VR46 Avintia	DUCATI	351.7	Race
33 Brad BINDER	RSA Red Bull KTM Factory Racing	KTM	350.6	Race
6 Stefan BRADL	GER Repsol Honda Team	HONDA	349.5	Race
42 Alex RINS	SPA Team SUZUKI ECSTAR	SUZUKI	348.3	Race
27 Iker LECUONA	SPA Tech 3 KTM Factory Racing	KTM	348.3	Free Practice Nr. 1
30 Takaaki NAKAGAMI	JPN LCR Honda IDEMITSU	HONDA	348.3	Race
36 Joan MIR	SPA Team SUZUKI ECSTAR	SUZUKI	348.3	Race
88 Miguel OLIVEIRA	POR Red Bull KTM Factory Racing	KTM	348.3	Race
9 Danilo PETRUCCI	ITA Tech 3 KTM Factory Racing	KTM	347.2	Race
46 Valentino ROSSI	ITA Petronas Yamaha SRT	YAMAHA	347.2	Free Practice Nr. 2
73 Alex MARQUEZ	SPA LCR Honda CASTROL	HONDA	347.2	Race
12 Maverick VIÑALES	SPA Monster Energy Yamaha MotoGP	YAMAHA	347.2	Race
41 Aleix ESPARGARO	SPA Aprilia Racing Team Gresini	APRILIA	347.2	Free Practice Nr. 1
20 Fabio QUARTARARO	FRA Monster Energy Yamaha MotoGP	YAMAHA	346.1	Race
21 Franco MORBIDELLI	ITA Petronas Yamaha SRT	YAMAHA	342.8	Free Practice Nr. 2
32 Lorenzo SAVADORI	ITA Aprilia Racing Team Gresini	APRILIA	340.6	Free Practice Nr. 1

These data/results cannot be reproduced, stored and/or transmitted in whole or in part by any manner of electronic, mechanical, photocopying, recording, broadcasting or otherwise now known or herein after developed without the previous express consent by the copyright owner, except for reproduction in daily press and regular printed publications on sale to the public within 60 days of the event related to those data/results and always provided that copyright symbol appears together as follows below.

© DORNA, 2021





Results and timing service provided by TISSOT

MotoGP™

TISSOT GRAND PRIX OF DOHA

Race

Chronological Analysis of Performances

34

* Lap / Sector time cancelled

T1 Time from finish line to 1st intermediate

T3 Time from 2nd intermed. to 3rd intermed.

P Crossing the finish line in pit lane

T2 Time from 1st intermed. to 2nd intermed.

T4 Time from 3rd intermediate to finish line

** Tyre data subject to further updates

Lap	Lap Time	T1	T2	T3	T4	Speed	Lap	Lap Time	T1	T2	T3	T4	Speed
1st 20 Fabio QUARTARARO YAMAHA FRA Monster Energy Yamaha MotoGP							3rd 89 Jorge MARTIN DUCATI SPA Pramac Racing						
Runs=1 Total laps=22 Full laps=21							Runs=1 Total laps=22 Full laps=21						
Run #	1	Front Tyre	Slick-Soft	Rear Tyre	Slick-Soft		Run #	1	Front Tyre	Slick-Soft	Rear Tyre	Slick-Soft	
			New Tyre		New Tyre					New Tyre		New Tyre	
1	2'02.621	31.579	30.637	28.639	31.766	196.3	1	2'01.455	30.526	30.349	28.819	31.761	199.6
2	1'55.984	25.233	30.859	28.369	31.523	340.6	2	1'55.232	24.985	30.023	28.582	31.642	341.7
3	1'55.249	25.016	30.261	28.315	31.657	342.8	3	1'55.478	25.068	30.039	28.665	31.706	341.7
4	1'55.362	25.166	30.218	28.380	31.598	341.7	4	1'55.052	24.932	29.984	28.514	31.622	341.7
5	1'55.192	25.033	30.193	28.373	31.593	342.8	5	1'55.207	25.009	30.002	28.539	31.657	340.6
6	1'55.030	24.892	30.354	28.289	31.495	343.9	6	1'55.026	24.929	30.067	28.420	31.610	341.7
7	1'55.186	25.095	30.219	28.302	31.570	346.1	7	1'55.173	25.015	29.994	28.502	31.662	342.8
8	1'54.973	24.943	30.110	28.331	31.589	342.8	8	1'55.320	24.993	30.111	28.600	31.616	341.7
9	1'55.066	25.006	30.172	28.289	31.599	343.9	9	1'55.166	24.973	30.063	28.429	31.701	342.8
10	1'55.157	25.028	30.136	28.399	31.594	343.9	10	1'55.261	24.941	30.060	28.587	31.673	342.8
11	1'55.690	25.284	30.268	28.472	31.666	345.0	11	1'55.614	25.029	30.253	28.598	31.734	345.0
12	1'55.601	24.899	30.341	28.723	31.638	343.9	12	1'55.422	25.012	30.090	28.584	31.736	342.8
13	1'55.318	24.961	30.222	28.484	31.651	342.8	13	1'55.557	24.963	30.145	28.713	31.736	343.9
14	1'55.128	24.948	30.246	28.388	31.546	341.7	14	1'55.591	25.005	30.128	28.675	31.783	341.7
15	1'55.658	24.996	30.364	28.578	31.720	345.0	15	1'55.869	25.210	30.196	28.654	31.809	342.8
16	1'55.454	24.881	30.363	28.489	31.721	341.7	16	1'55.623	25.039	30.148	28.668	31.768	343.9
17	1'55.509	25.077	30.226	28.464	31.742	343.9	17	1'55.540	25.077	30.021	28.679	31.763	345.0
18	1'55.251	25.037	30.176	28.376	31.662	339.6	18	1'55.814	24.998	30.232	28.774	31.810	343.9
19	1'55.121	25.056	30.099	28.354	31.612	332.3	19	1'55.655	25.058	30.325	28.649	31.623	345.0
20	1'55.182	25.001	30.100	28.399	31.682	333.3	20	1'55.347	24.930	30.165	28.679	31.573	349.5
21	1'55.131	24.977	30.081	28.406	31.667	334.3	21	1'55.166	24.896	30.024	28.578	31.668	349.5
22	1'55.134	24.926	30.141	28.355	31.712	334.3	22	1'55.929	25.031	30.200	28.699	31.999	349.5
2nd 5 Johann ZARCO DUCATI FRA Pramac Racing							4th 42 Alex RINS SUZUKI SPA Team SUZUKI ECSTAR						
Runs=1 Total laps=22 Full laps=20							Runs=1 Total laps=22 Full laps=21						
Run #	1	Front Tyre	Slick-Soft	Rear Tyre	Slick-Soft		Run #	1	Front Tyre	Slick-Soft	Rear Tyre	Slick-Soft	
			New Tyre		New Tyre					New Tyre		New Tyre	
1	2'01.607	30.889	30.271	28.696	31.751	202.6	1	2'02.115	31.284	30.580	28.571	31.680	205.3
2	1'55.281	25.205	30.124	28.393	31.559	345.0	2	1'55.189	25.052	30.319	28.241	31.577	342.8
3	1'55.505	25.308	30.235	28.406	31.556	345.0							
4	1'55.072	25.086	29.978	28.363	31.645	345.0							
5	1'55.301	25.107	30.491	28.273	31.430	343.9							
6	1'54.919	25.012	30.056	28.412	31.439	346.1							
7	1'55.207	25.028	30.092	28.438	31.649	346.1							
8	1'55.355	25.022	30.164	28.655	31.514	346.1							
9	1'55.097	25.115	30.108	28.322	31.552	342.8							
10	1'55.269	25.095	30.142	28.533	31.499	343.9							
11	1'55.556	25.074	30.326	28.499	31.657	348.3							
12	1'55.457	25.109	30.196	28.528	31.624	347.2							
Fastest Lap: Francesco BAGNAIA Ducati Lenovo Team ITA 1'54.491 24.797 29.955 28.289 31.450													

These data/results cannot be reproduced, stored and/or transmitted in whole or in part by any manner of electronic, mechanical, photocopying, recording, broadcasting or otherwise now known or herein after developed without the previous express consent by the copyright owner, except for reproduction in daily press and regular printed publications on sale to the public within 60 days of the event related to those data/results and always provided that copyright symbol appears together as follows below.
© DORNA, 2021



Race

MotoGP

Lap	Lap Time	T1	T2	T3	T4	Speed	Lap	Lap Time	T1	T2	T3	T4	Speed
3	1'55.243	25.086	30.287	28.258	31.612	338.5	3	1'54.951	25.065	30.035	28.383	31.468	350.6
4	1'54.923	25.087	30.081	28.220	31.535	340.6	4	1'55.059	24.956	30.161	28.413	31.529	350.6
5	1'55.105	25.148	30.302	28.185	31.470	337.5	5	1'55.148	25.236	30.081	28.392	31.439	343.9
6	1'55.093	24.856	30.276	28.260	31.701	339.6	6	1'55.065	25.133	30.063	28.382	31.487	349.5
7	1'55.353	25.137	30.234	28.380	31.602	338.5	7	1'54.491	24.797	29.955	28.289	31.450	348.3
8	1'55.071	24.968	30.332	28.296	31.475	342.8	8	1'55.073	24.837	30.224	28.443	31.569	349.5
9	1'55.232	24.953	30.127	28.346	31.806	339.6	9	1'55.051 *	25.089	30.171	28.283	31.508 *	352.9
10	1'55.606	25.211	30.314	28.433	31.648	335.4	10	1'55.422	25.157	30.205	28.444	31.616	350.6
11	1'55.564	25.199	30.181	28.366	31.818	343.9	11	1'55.457 *	25.139	30.242	28.402	31.674 *	348.3
12	1'55.439	25.083	30.222	28.525	31.609	341.7	12	1'55.414	25.124	30.248	28.452	31.590	347.2
13	1'56.271	25.206	30.327	28.362	32.376	341.7	13	1'55.331	24.980	30.129	28.561	31.661	351.7
14	1'55.314	25.037	30.157	28.375	31.745	339.6	14	1'55.902	25.165	30.204	28.565	31.968	346.1
15	1'55.805	25.232	30.360	28.507	31.706	346.1	15	1'55.645	25.156	30.222	28.551	31.716	343.9
16	1'55.550	24.950	30.390	28.422	31.788	347.2	16	1'55.679	25.100	30.162	28.603	31.814	345.0
17	1'55.639	25.223	30.334	28.513	31.569	343.9	17	1'56.252	25.900	30.237	28.596	31.519	350.6
18	1'55.793	25.066	30.537	28.534	31.656	345.0	18	1'55.556	25.193	30.191	28.689	31.483	349.5
19	1'55.398	25.033	30.290	28.450	31.625	347.2	19	1'55.592	25.080	30.265	28.610	31.637	354.0
20	1'55.299	25.002	30.163	28.427	31.707	346.1	20	1'55.882	25.212	30.231	28.670	31.769	350.6
21	1'55.337	25.006	30.234	28.341	31.756	347.2	21	1'55.549	25.067	30.056	28.703	31.723	343.9
22	1'55.746	25.043	30.371	28.625	31.707	348.3	22	1'55.197	24.983	30.144	28.523	31.547	346.1

5th **12** **Maverick VIÑALES** YAMAHA SPA
Monster Energy Yamaha MotoGP

Runs=1 Total laps=22 Full laps=18

Run #	1	Front Tyre	Slick-Soft	Rear Tyre	Slick-Soft	Run #	1	Front Tyre	Slick-Soft	Rear Tyre	Slick-Soft		
		New Tyre	New Tyre					New Tyre	New Tyre				
1	2'02.848	31.670	30.909	28.546	31.723	194.5	1	2'02.429	31.377	30.676	28.659	31.717	208.0
2	1'56.386	25.486	30.736	28.488	31.676	345.0	2	1'55.647	25.354	30.499	28.280	31.514	340.6
3	1'55.042	25.218	30.047	28.291	31.486	338.5	3	1'55.256 *	25.073	30.198	28.341	31.644 *	345.0
4	1'55.042	25.026	30.105	28.339	31.572	345.0	4	1'55.072	25.085	30.167	28.270	31.550	342.8
5	1'55.284	25.224	30.132	28.254	31.674	341.7	5	1'55.228	25.012	30.134	28.407	31.675	338.5
6	1'55.128	24.937	30.235	28.439	31.517	342.8	6	1'54.985	25.096	30.006	28.243	31.640	340.6
7	1'55.611	25.094	30.393	28.450	31.674	347.2	7	1'55.018	24.981	30.135	28.300	31.602	341.7
8	1'54.846	24.883	29.966	28.344	31.653	340.6	8	1'55.306	24.989	30.253	28.447	31.617	340.6
9	1'54.987	24.961	30.033	28.319	31.674	341.7	9	1'55.100	25.042	30.248	28.223	31.587	348.3
10	1'54.832	24.931	30.043	28.294	31.564	342.8	10	1'55.513	25.040	30.272	28.441	31.760	341.7
11	1'55.522	25.196	30.307	28.447	31.572	345.0	11	1'55.447	25.145	30.280	28.394	31.628	334.3
12	1'55.862	25.061	30.334	28.685	31.782	339.6	12	1'55.429	25.058	30.335	28.410	31.626	346.1
13	1'55.399	25.087	30.231	28.485	31.596	341.7	13	1'56.403	25.015	30.341	28.480	32.567	346.1
14	1'55.782	25.281	30.269	28.526	31.706	339.6	14	1'55.884	25.455	30.290	28.458	31.681	325.3
15	1'55.241	24.988	30.100	28.536	31.617	346.1	15	1'55.373	25.074	30.179	28.439	31.681	343.9
16	1'55.335 *	25.012	30.164	28.568	31.591 *	342.8	16	1'55.612	25.078	30.341	28.479	31.714	343.9
17	1'55.470 *	25.016	30.373	28.487	31.594 *	347.2	17	1'55.823	25.158	30.362	28.457	31.846	345.0
18	1'55.207 *	25.006	30.185	28.431	31.585 *	346.1	18	1'55.444	25.029	30.287	28.440	31.688	345.0
19	1'55.638	24.956	30.367	28.374	31.941	342.8	19	1'55.528	25.087	30.249	28.519	31.673	348.3
20	1'55.392	24.995	30.172	28.421	31.804	342.8	20	1'55.721	25.150	30.422	28.424	31.725	347.2
21	1'55.381	24.826	30.224	28.450	31.881	341.7	21	1'56.203	25.166	30.450			343.9
22	1'55.872	25.217	30.348	28.693	31.614	340.6	22	1'56.444	25.025	30.557	28.975	31.887	346.1

6th **63** **Francesco BAGNAIA** DUCATI ITA
Ducati Lenovo Team

Runs=1 Total laps=22 Full laps=19

Run #	1	Front Tyre	Slick-Soft	Rear Tyre	Slick-Soft	Run #	1	Front Tyre	Slick-Medium	Rear Tyre	Slick-Soft		
		New Tyre	New Tyre					New Tyre	New Tyre				
1	2'03.006	31.738	31.235	28.574	31.459	197.0	1	2'03.001	31.840	30.889	28.555	31.717	225.4
2	1'55.917	25.160	30.797	28.446	31.514	348.3	2	1'56.160	25.405	30.450	28.431	31.874	331.2

7th **36** **Joan MIR** SUZUKI SPA
Team SUZUKI ECSTAR

Runs=1 Total laps=22 Full laps=20

Run #	1	Front Tyre	Slick-Soft	Rear Tyre	Slick-Soft	Run #	1	Front Tyre	Slick-Soft	Rear Tyre	Slick-Soft		
		New Tyre	New Tyre					New Tyre	New Tyre				
1	2'02.429	31.377	30.676	28.659	31.717	208.0	1	2'03.001	31.840	30.889	28.555	31.717	225.4
2	1'55.647	25.354	30.499	28.280	31.514	340.6	2	1'56.160	25.405	30.450	28.431	31.874	331.2
3	1'55.256 *	25.073	30.198	28.341	31.644 *	345.0							
4	1'55.072	25.085	30.167	28.270	31.550	342.8							
5	1'55.228	25.012	30.134	28.407	31.675	338.5							
6	1'54.985	25.096	30.006	28.243	31.640	340.6							
7	1'55.018	24.981	30.135	28.300	31.602	341.7							
8	1'55.306	24.989	30.253	28.447	31.617	340.6							
9	1'55.100	25.042	30.248	28.223	31.587	348.3							
10	1'55.513	25.040	30.272	28.441	31.760	341.7							
11	1'55.447	25.145	30.280	28.394	31.628	334.3							
12	1'55.429	25.058	30.335	28.410	31.626	346.1							
13	1'56.403	25.015	30.341	28.480	32.567	346.1							
14	1'55.884	25.455	30.290	28.458	31.681	325.3							
15	1'55.373	25.074	30.179	28.439	31.681	343.9							
16	1'55.612	25.078	30.341	28.479	31.714	343.9							
17	1'55.823	25.158	30.362	28.457	31.846	345.0							
18	1'55.444	25.029	30.287	28.440	31.688	345.0							
19	1'55.528	25.087	30.249	28.519	31.673	348.3							
20	1'55.721	25.150	30.422	28.424	31.725	347.2							
21	1'56.203	25.166	30.450			343.9							
22	1'56.444	25.025	30.557	28.975	31.887	346.1							

8th **33** **Brad BINDER** KTM RSA
Red Bull KTM Factory Racing

Runs=1 Total laps=22 Full laps=21

Fastest Lap: Francesco BAGNAIA Ducati Lenovo Team ITA 1'54.491 24.797 29.955 28.289 31.450

These data/results cannot be reproduced, stored and/or transmitted in whole or in part by any manner of electronic, mechanical, photocopying, recording, broadcasting or otherwise now known or herein after developed without the previous express consent by the copyright owner, except for reproduction in daily press and regular printed publications on sale to the public within 60 days of the event related to those data/results and always provided that copyright symbol appears together as follows below.
© DORNA, 2021



Race

MotoGP

Lap	Lap Time	T1	T2	T3	T4	Speed	Lap	Lap Time	T1	T2	T3	T4	Speed
3	1'55.376	25.058	30.129	28.579	31.610	345.0	3	1'55.740	25.100	30.643	28.384	31.613	342.8
4	1'55.278	25.181	29.979	28.384	31.734	347.2	4	1'54.989	25.008	30.155	28.248	31.578	342.8
5	1'55.187	25.122	30.120	28.317	31.628	343.9	5	1'55.597	25.103	30.377	28.374	31.743	340.6
6	1'55.421	25.072	30.184	28.403	31.762	345.0	6	1'54.798	24.865	30.078	28.262	31.593	341.7
7	1'55.328	25.112	30.132	28.420	31.664	346.1	7	1'54.994	25.015	30.160	28.310	31.509	341.7
8	1'55.419	25.105	30.295	28.378	31.641	345.0	8	1'55.341	25.041	30.275	28.398	31.627	342.8
9	1'55.373	25.123	30.217	28.381	31.652	345.0	9	1'55.061	25.038	30.186	28.249	31.588	343.9
10	1'55.074	24.951	30.033	28.444	31.646	348.3	10	1'55.895 *	25.064	30.283	28.468	32.080 *	341.7
11	1'55.838	25.425	30.143	28.382	31.888	342.8	11	1'55.661	25.355	30.283	28.461	31.562	336.4
12	1'55.257	25.076	30.136	28.340	31.705	340.6	12	1'56.022	25.039	30.327	28.832	31.824	340.6
13	1'55.574	25.178	30.188	28.523	31.685	341.7	13	1'55.448	25.080	30.211	28.542	31.615	339.6
14	1'55.464	25.177	30.108	28.412	31.767	343.9	14	1'55.340	24.965	30.272	28.487	31.616	342.8
15	1'55.362	25.091	30.120	28.590	31.561	346.1	15	1'55.629	24.992	30.321	28.599	31.717	343.9
16	1'55.382	25.050	30.146	28.517	31.669	346.1	16	1'55.800	25.384	30.220	28.538	31.658	343.9
17	1'55.436	25.074	30.193	28.477	31.692	350.6	17	1'55.729	25.188	30.338	28.534	31.669	343.9
18	1'55.384	25.240	30.110	28.448	31.586	346.1	18	1'55.606	25.111	30.221	28.546	31.728	343.9
19	1'55.468	25.134	30.186	28.503	31.645	347.2	19	1'55.521 *	25.024	30.272	28.607	31.618 *	343.9
20	1'55.619	25.094	30.468	28.436	31.621	349.5	20	1'55.758	25.133	30.361	28.546	31.718	340.6
21	1'56.215	25.185	30.542	28.701	31.787	346.1	21	1'56.405	25.211	30.731	28.639	31.824	341.7
22	1'56.360	25.190	30.500	28.764	31.906	339.6	22	1'56.908	25.181	30.537	29.053	32.137	341.7

9th **43** **Jack MILLER** DUCATI AUS
Ducati Lenovo Team

Runs=1 Total laps=22 Full laps=20

Run #	1	Front Tyre	Slick-Soft	Rear Tyre	Slick-Soft	Speed
		New Tyre		New Tyre		
1	2'02.706	31.540	30.833	28.642	31.691	199.6
2	1'55.634	25.383	30.323	28.381	31.547	345.0
3	1'55.150	25.090	30.117	28.420	31.523	348.3
4	1'55.240	25.192	30.093	28.409	31.546	349.5
5	1'55.179	25.200	30.087	28.454	31.438	341.7
6	1'55.601	25.216	30.349	28.615	31.421	351.7
7	1'54.807	24.962	30.101	28.201	31.543	352.9
8	1'54.953	24.929	29.996	28.441	31.587	349.5
9	1'55.120	24.998	30.181	28.383	31.558	351.7
10	1'55.112	24.938	30.234	28.417	31.523	350.6
11	1'55.267	24.992	30.302	28.391	31.582	348.3
12	1'55.414	25.136	30.335	28.395	31.548	354.0
13	1'56.600	25.111	30.311	28.894	32.284	356.4
14	1'55.623	25.250	30.136	28.583	31.654	329.2
15	1'55.255	24.995	30.165	28.525	31.570	352.9
16	1'55.321	25.037	30.176	28.556	31.552	349.5
17	1'55.375	25.050	30.228	28.515	31.582	354.0
18	1'55.809 *	25.156	30.190	28.741	31.722 *	351.7
19	1'55.803	25.039	30.276	28.766	31.722	350.6
20	1'55.934	25.138	30.234	28.696	31.866	347.2
21	1'56.307	25.233	30.402	28.740	31.932	347.2
22	1'57.152	25.180	30.471	29.046	32.455	349.5

11th **23** **Enea BASTIANINI** DUCATI ITA
Avintia Esponsorama

Runs=1 Total laps=22 Full laps=20

Run #	1	Front Tyre	Slick-Soft	Rear Tyre	Slick-Soft	Speed
		New Tyre		New Tyre		
1	2'04.523	32.635	31.090	29.053	31.745	223.6
2	1'55.548	25.347	30.097	28.409	31.695	349.5
3	1'55.531	25.263	30.107	28.508	31.653	335.4
4	1'55.197	25.182	30.091	28.386	31.538	345.0
5	1'55.507	25.306	30.357	28.457	31.387	341.7
6	1'55.431	25.084	30.192	28.491	31.664	349.5
7	1'55.373	25.129	30.082	28.472	31.690	348.3
8	1'55.398	25.124	30.100	28.534	31.640	347.2
9	1'55.197	25.027	30.047	28.537	31.586	347.2
10	1'55.411	25.196	30.146	28.544	31.525	347.2
11	1'55.057	25.003	30.101	28.485	31.468	348.3
12	1'55.186 *	25.058	30.132	28.476	31.520 *	343.9
13	1'55.208	25.036	30.123	28.456	31.593	349.5
14	1'55.340	25.093	30.111	28.459	31.677	346.1
15	1'55.409	25.097	30.150	28.684	31.478	343.9
16	1'55.463	25.121	30.175	28.594	31.573	348.3
17	1'55.494	25.085	30.188	28.561	31.660	352.9
18	1'55.602	25.170	30.256	28.594	31.582	348.3
19	1'55.444	25.071	30.213	28.614	31.546	349.5
20	1'56.099	25.146	30.356	28.784	31.813	349.5
21	1'55.938	25.142	30.189	28.791	31.816	348.3
22	1'56.191	25.259	30.405	28.717	31.810	348.3

10th **41** **Aleix ESPARGARO** APRILIA SPA
Aprilia Racing Team Gresini

Runs=1 Total laps=22 Full laps=19

Run #	1	Front Tyre	Slick-Soft	Rear Tyre	Slick-Soft	Speed
		New Tyre		New Tyre		
1	2'01.901	30.970	30.456	28.583	31.892	207.6
2	1'55.236	25.125	30.191	28.350	31.570	341.7

12th **21** **Franco MORBIDELLI** YAMAHA ITA
Petronas Yamaha SRT

Runs=1 Total laps=22 Full laps=21

Run #	1	Front Tyre	Slick-Soft	Rear Tyre	Slick-Soft	Speed
		New Tyre		New Tyre		
1	2'03.714	32.082	31.232	28.872	31.528	207.6
2	1'55.922	25.178	30.518	28.482	31.744	331.2

Fastest Lap: Francesco BAGNAIA Ducati Lenovo Team ITA 1'54.491 24.797 29.955 28.289 31.450

These data/results cannot be reproduced, stored and/or transmitted in whole or in part by any manner of electronic, mechanical, photocopying, recording, broadcasting or otherwise now known or herein after developed without the previous express consent by the copyright owner, except for reproduction in daily press and regular printed publications on sale to the public within 60 days of the event related to those data/results and always provided that copyright symbol appears together as follows below.
© DORNA, 2021



Race

MotoGP

Lap	Lap Time	T1	T2	T3	T4	Speed	Lap	Lap Time	T1	T2	T3	T4	Speed
3	1'55.477	25.169	30.150	28.477	31.681	334.3	3	1'55.755	25.396	30.281	28.468	31.610	348.3
4	1'55.418	25.068	30.085	28.614	31.651	334.3	4	1'55.106	25.077	30.165	28.343	31.521	345.0
5	1'55.207	25.041	30.130	28.402	31.634	338.5	5	1'55.157	25.010	30.172	28.413	31.562	345.0
6	1'54.992	24.998	30.067	28.439	31.488	340.6	6	1'55.291	25.070	30.247	28.509	31.465	346.1
7	1'55.233	24.999	30.141	28.400	31.693	340.6	7	1'55.371	25.082	30.199	28.458	31.632	345.0
8	1'55.545	25.256	30.243	28.386	31.660	338.5	8	1'55.271	25.019	30.191	28.502	31.559	347.2
9	1'55.269	25.070	30.203	28.289	31.707	338.5	9	1'55.305	25.087	30.114	28.541	31.563	345.0
10	1'55.461	25.187	30.258	28.429	31.587	339.6	10	1'55.494	25.122	30.283	28.555	31.534	346.1
11	1'55.830	25.411	30.270	28.464	31.685	340.6	11	1'55.302	24.983	30.190	28.560	31.569	348.3
12	1'55.729	25.265	30.287	28.461	31.716	340.6	12	1'55.297	25.067	30.198	28.530	31.502	346.1
13	1'55.399	25.141	30.187	28.412	31.659	339.6	13	1'55.440	25.141	30.232	28.532	31.535	349.5
14	1'55.624	25.085	30.389	28.565	31.585	339.6	14	1'55.563	25.129	30.282	28.600	31.552	343.9
15	1'55.564	25.144	30.228	28.470	31.722	340.6	15	1'55.634	25.104	30.400	28.591	31.539	349.5
16	1'55.237	24.925	30.082	28.576	31.654	338.5	16	1'55.664	25.341	30.212	28.583	31.528	345.0
17	1'55.491	25.155	30.136	28.569	31.631	339.6	17	1'55.496	25.130	30.210	28.563	31.593	345.0
18	1'55.441	25.028	30.212	28.496	31.705	338.5	18	1'55.209	24.974	30.124	28.571	31.540	346.1
19	1'55.591	25.079	30.177	28.617	31.718	338.5	19	1'56.524	25.535	30.736	28.620	31.633	349.5
20	1'55.592	25.052	30.220	28.545	31.775	339.6	20	1'55.622	25.160	30.239	28.564	31.659	343.9
21	1'55.799	25.058	30.319	28.624	31.798	339.6	21	1'55.660	25.162	30.204	28.654	31.640	345.0
22	1'56.249	25.242	30.481	28.637	31.889	339.6	22	1'55.649	25.124	30.275	28.659	31.591	346.1

13th 44 **Po ESPARGARO** HONDA SPA
Repsol Honda Team

Runs=1 Total laps=22 Full laps=21

Run #	1	Front Tyre	Slick-Soft	Rear Tyre	Slick-Soft	Run #	1	Front Tyre	Slick-Soft	Rear Tyre	Slick-Soft		
		New Tyre		New Tyre				New Tyre		New Tyre			
1	2'03.395	32.043	31.117	28.593	31.642	222.6	1	2'03.395	32.043	31.117	28.593	31.642	222.6
2	1'56.101	25.155	30.662	28.536	31.748	345.0	2	1'56.101	25.155	30.662	28.536	31.748	345.0
3	1'55.408	25.188	30.157	28.490	31.573	343.9	3	1'55.408	25.188	30.157	28.490	31.573	343.9
4	1'55.468	25.110	30.116	28.655	31.587	343.9	4	1'55.468	25.110	30.116	28.655	31.587	343.9
5	1'55.229	25.081	30.070	28.451	31.627	343.9	5	1'55.229	25.081	30.070	28.451	31.627	343.9
6	1'55.606	25.026	30.332	28.555	31.693	346.1	6	1'55.606	25.026	30.332	28.555	31.693	346.1
7	1'55.134	24.982	30.108	28.443	31.601	347.2	7	1'55.134	24.982	30.108	28.443	31.601	347.2
8	1'55.420	25.062	30.269	28.486	31.603	348.3	8	1'55.420	25.062	30.269	28.486	31.603	348.3
9	1'55.223	25.005	30.198	28.408	31.612	348.3	9	1'55.223	25.005	30.198	28.408	31.612	348.3
10	1'55.423	25.118	30.387	28.411	31.507	342.8	10	1'55.423	25.118	30.387	28.411	31.507	342.8
11	1'55.301	25.148	30.210	28.482	31.461	352.9	11	1'55.301	25.148	30.210	28.482	31.461	352.9
12	1'55.362	24.975	30.341	28.432	31.614	351.7	12	1'55.362	24.975	30.341	28.432	31.614	351.7
13	1'55.277	25.047	30.151	28.518	31.561	348.3	13	1'55.277	25.047	30.151	28.518	31.561	348.3
14	1'55.258	24.923	30.045	28.553	31.737	349.5	14	1'55.258	24.923	30.045	28.553	31.737	349.5
15	1'55.338	24.968	30.102	28.628	31.640	345.0	15	1'55.338	24.968	30.102	28.628	31.640	345.0
16	1'55.379	24.960	30.142	28.663	31.614	343.9	16	1'55.379	24.960	30.142	28.663	31.614	343.9
17	1'57.048	26.671	30.204	28.567	31.606	347.2	17	1'57.048	26.671	30.204	28.567	31.606	347.2
18	1'55.352	24.916	30.249	28.551	31.636	347.2	18	1'55.352	24.916	30.249	28.551	31.636	347.2
19	1'56.676	25.768	30.549	28.593	31.766	352.9	19	1'56.676	25.768	30.549	28.593	31.766	352.9
20	1'55.544	25.069	30.162	28.646	31.667	343.9	20	1'55.544	25.069	30.162	28.646	31.667	343.9
21	1'55.456	25.007	30.131	28.623	31.695	345.0	21	1'55.456	25.007	30.131	28.623	31.695	345.0
22	1'55.662	25.079	30.243	28.684	31.656	348.3	22	1'55.662	25.079	30.243	28.684	31.656	348.3

14th 6 **Stefan BRADL** HONDA GER
Repsol Honda Team

Runs=1 Total laps=22 Full laps=21

Run #	1	Front Tyre	Slick-Soft	Rear Tyre	Slick-Soft	Run #	1	Front Tyre	Slick-Soft	Rear Tyre	Slick-Soft		
		New Tyre		New Tyre				New Tyre		New Tyre			
1	2'04.889	32.568	31.555	28.969	31.797	206.1	1	2'04.889	32.568	31.555	28.969	31.797	206.1
2	1'55.751	25.248	30.442	28.481	31.580	346.1	2	1'55.751	25.248	30.442	28.481	31.580	346.1

15th 88 **Miguel OLIVEIRA** KTM POR
Red Bull KTM Factory Racing

Runs=1 Total laps=22 Full laps=21

Run #	1	Front Tyre	Slick-Medium	Rear Tyre	Slick-Soft	Run #	1	Front Tyre	Slick-Medium	Rear Tyre	Slick-Soft		
		New Tyre		New Tyre				New Tyre		New Tyre			
1	2'02.436	31.123	30.554	28.915	31.844	216.4	1	2'02.436	31.123	30.554	28.915	31.844	216.4
2	1'55.419	25.171	30.198	28.371	31.679	337.5	2	1'55.419	25.171	30.198	28.371	31.679	337.5
3	1'55.266	25.012	30.218	28.416	31.620	343.9	3	1'55.266	25.012	30.218	28.416	31.620	343.9
4	1'55.437	25.096	30.185	28.600	31.556	336.4	4	1'55.437	25.096	30.185	28.600	31.556	336.4
5	1'55.227	25.120	30.162	28.389	31.556	337.5	5	1'55.227	25.120	30.162	28.389	31.556	337.5
6	1'55.607	25.149	30.205	28.413	31.840	336.4	6	1'55.607	25.149	30.205	28.413	31.840	336.4
7	1'56.004	25.381	30.355	28.687	31.581	342.8	7	1'56.004	25.381	30.355	28.687	31.581	342.8
8	1'55.490	25.158	30.260	28.479	31.593	336.4	8	1'55.490	25.158	30.260	28.479	31.593	336.4
9	1'55.594	25.090	30.245	28.480	31.779	343.9	9	1'55.594	25.090	30.245	28.480	31.779	343.9
10	1'55.456	25.335	30.216	28.411	31.494	342.8	10	1'55.456	25.335	30.216	28.411	31.494	342.8
11	1'55.646	25.153	30.436	28.454	31.603	345.0	11	1'55.646	25.153	30.436	28.454	31.603	345.0
12	1'55.715	25.221	30.407	28.441	31.646	342.8	12	1'55.715	25.221	30.407	28.441	31.646	342.8
13	1'55.697	25.180	30.337	28.467	31.713	348.3	13	1'55.697	25.180	30.337	28.467	31.713	348.3
14	1'55.665	25.127	30.349	28.545	31.644	342.8	14	1'55.665	25.127	30.349	28.545	31.644	342.8
15	1'55.937	25.097	30.177	28.878	31.785	342.8	15	1'55.937	25.097	30.177	28.878	31.785	342.8
16	1'56.406	25.529	30.425	28.693	31.759	339.6	16	1'56.406	25.529	30.425	28.693	31.759	339.6
17	1'55.880	25.065	30.337	28.695	31.783	345.0	17	1'55.880	25.065	30.337	28.695	31.783	345.0
18	1'55.878	25.074	30.331	28.680	31.793	341.7	18	1'55.878	25.074	30.331	28.680	31.793	341.7
19	1'55.842	25.165	30.356	28.667	31.654	340.6	19	1'55.842	25.165	30.356	28.667	31.654	340.6
20	1'55.804	25.083	30.370	28.669	31.682	342.8	20	1'55.804	25.083	30.370	28.669	31.682	342.8
21	1'55.806	25.042	30.304	28.678	31.782	342.8	21	1'55.806	25.042	30.304	28.678	31.782	342.8
22	1'56.713	25.301	30.545	28.896	31.971	340.6	22	1'56.713	25.301	30.545	28.896	31.971	340.6

16th 46 **Valentino ROSSI** YAMAHA ITA
Petronas Yamaha SRT

Runs=1 Total laps=22 Full laps=20

Run #	1	Front Tyre	Slick-Soft	Rear Tyre	Slick-Soft	Run #	1	Front Tyre	Slick-Soft	Rear Tyre	Slick-Soft		
		New Tyre		New Tyre				New Tyre		New Tyre			
1	2'05.157	32.503	31.707	29.007	31.940	224.0	1	2'05.157	32.503	31.707	29.007	31.940	224.0
2	1'56.659	25.485	30.637	28.672	31.865	342.8	2	1'56.659	25.485	30.637	28.672	31.865	342.8

Fastest Lap: Francesco BAGNAIA Ducati Lenovo Team ITA 1'54.491 24.797 29.955 28.289 31.450

These data/results cannot be reproduced, stored and/or transmitted in whole or in part by any manner of electronic, mechanical, photocopying, recording, broadcasting or otherwise now known or herein after developed without the previous express consent by the copyright owner, except for reproduction in daily press and regular printed publications on sale to the public within 60 days of the event related to those data/results and always provided that copyright symbol appears together as follows below.
© DORNA, 2021

Race

MotoGP

Lap	Lap Time	T1	T2	T3	T4	Speed	Lap	Lap Time	T1	T2	T3	T4	Speed
3	1'55.841 *	25.405	30.160	28.449	31.827*	333.3	3	1'56.060	25.598	30.481	28.418	31.563	348.3
4	1'55.507	25.195	30.149	28.434	31.729	341.7	4	1'55.401	25.267	30.303	28.311	31.520	333.3
5	1'55.652	25.104	30.225	28.492	31.831	341.7	5	1'55.016	25.115	30.004	28.417	31.480	350.6
6	1'55.639	25.371	30.199	28.372	31.697	339.6	6	1'55.251	25.086	30.182	28.417	31.566	347.2
7	1'55.383	25.032	30.211	28.412	31.728	343.9	7	1'55.574	25.254	30.211	28.414	31.695	341.7
8	1'55.398	25.039	30.209	28.446	31.704	343.9	8	1'55.538	25.182	30.312	28.446	31.598	343.9
9	1'55.721	25.063	30.481	28.433	31.744	341.7	9	1'55.607	25.305	30.098	28.458	31.746	351.7
10	1'55.492	25.072	30.296	28.395	31.729	340.6	10	1'55.251	24.997	30.125	28.540	31.589	342.8
11	1'55.550	25.089	30.221	28.428	31.812	340.6	11	1'55.617	25.093	30.107	28.479	31.938	346.1
12	1'55.858	25.225	30.277	28.455	31.901	340.6	12	1'55.818	25.377	30.181	28.534	31.726	336.4
13	1'55.836	25.107	30.213	28.517	31.999	338.5	13	1'55.645	25.106	30.147	28.598	31.794	343.9
14	1'55.830	25.148	30.236	28.611	31.835	337.5	14	1'55.694	25.101	30.176	28.631	31.786	340.6
15	1'55.701	25.049	30.290	28.548	31.814	337.5	15	1'55.885	25.233	30.190	28.671	31.791	341.7
16	1'55.971	25.214	30.381	28.508	31.868	340.6	16	1'55.962	25.106	30.223	28.744	31.889	342.8
17	1'55.847	25.075	30.325	28.633	31.814	339.6	17	1'56.744	25.165	30.425	29.161	31.993	341.7
18	1'55.889	25.166	30.276	28.600	31.847	340.6	18	1'57.227	25.442	30.559	29.030	32.196	339.6
19	1'56.818	25.472	30.536	28.886	31.924	333.3	19	1'56.947	25.350	30.549	28.955	32.093	338.5
20	1'55.770	25.187	30.050	28.645	31.888	339.6	20	1'56.935	25.553	30.510	28.946	31.926	338.5
21	1'55.974	25.132	30.240	28.661	31.941	334.3	21	1'56.824	25.258	30.596	28.949	32.021	341.7
22	1'56.750	25.222	30.432	28.900	32.196	333.3	22	1'57.044	25.240	30.477	29.276	32.051	340.6

17th 30 **Takaaki NAKAGAMI** HONDA JPN
LCR Honda IDEMITSU

Runs=1 Total laps=22 Full laps=20

Run #	1	Front Tyre	Slick-Soft	Rear Tyre	Slick-Soft	Speed
		New Tyre		New Tyre		
1	2'04.148	32.369	31.184	28.738	31.857	219.0
2	1'55.678	25.250	30.144	28.616	31.668	341.7
3	1'55.474	25.230	30.079	28.522	31.643	329.2
4	1'55.374	25.125	30.038	28.548	31.663	333.3
5	1'55.604	25.335	30.294	28.359	31.616	336.4
6	1'55.632	25.214	30.316	28.452	31.650	347.2
7	1'55.681	25.384	30.182	28.468	31.647	335.4
8	1'55.625 *	25.269	30.202	28.523	31.631*	348.3
9	1'57.350	26.794	30.290	28.539	31.727	348.3
10	1'55.482	25.240	30.081	28.531	31.630	341.7
11	1'55.727	25.163	30.302	28.491	31.771	346.1
12	1'55.562	25.191	30.114	28.528	31.729	345.0
13	1'55.853	25.209	30.240	28.595	31.809	343.9
14	1'55.768	25.138	30.186	28.623	31.821	341.7
15	1'56.101	25.273	30.260	28.675	31.893	341.7
16	1'55.825	25.230	30.162	28.518	31.915	341.7
17	1'56.026	25.140	30.309	28.645	31.932	343.9
18	1'56.019	25.109	30.213	28.737	31.960	341.7
19	1'57.005	25.351	30.548	28.883	32.223	340.6
20	1'56.945	25.480	30.577	28.848	32.040	340.6
21	1'56.893	25.206	30.628	28.828	32.231	347.2
22	1'56.466	25.127	30.373	28.955	32.011	346.1

18th 10 **Luca MARINI** DUCATI ITA
SKY VR46 Avintia

Runs=1 Total laps=22 Full laps=21

Run #	1	Front Tyre	Slick-Soft	Rear Tyre	Slick-Soft	Speed
		New Tyre		New Tyre		
1	2'04.424	32.233	31.602	28.883	31.706	212.5
2	1'56.005	25.582	30.374	28.435	31.614	340.6

19th 9 **Daniilo PETRUCCI** KTM ITA
Tech 3 KTM Factory Racing

Runs=1 Total laps=22 Full laps=21

Run #	1	Front Tyre	Slick-Medium	Rear Tyre	Slick-Soft	Speed
		New Tyre		New Tyre		
1	2'04.927	32.313	31.665	28.999	31.950	221.7
2	1'56.285	25.397	30.680	28.505	31.703	342.8
3	1'55.912	25.201	30.469	28.540	31.702	339.6
4	1'55.504	25.078	30.344	28.388	31.694	341.7
5	1'55.755	25.074	30.284	28.540	31.857	338.5
6	1'55.857	25.464	30.228	28.407	31.758	337.5
7	1'55.438	25.013	30.278	28.417	31.730	340.6
8	1'55.341	25.031	30.185	28.435	31.690	338.5
9	1'56.125	25.072	30.801	28.609	31.643	339.6
10	1'55.618	25.116	30.323	28.479	31.700	343.9
11	1'55.575	25.196	30.289	28.466	31.624	341.7
12	1'55.718	25.154	30.324	28.559	31.681	340.6
13	1'56.131	25.110	30.332	28.579	32.110	341.7
14	1'55.880	25.139	30.281	28.651	31.809	338.5
15	1'55.933	25.116	30.299	28.676	31.842	337.5
16	1'55.922	25.096	30.262	28.711	31.853	336.4
17	1'55.813	25.093	30.310	28.639	31.771	338.5
18	1'55.908	25.051	30.311	28.718	31.828	338.5
19	1'56.687	25.092	30.682	28.958	31.955	340.6
20	1'56.694	25.321	30.546	28.799	32.028	339.6
21	1'56.838	25.283	30.644	28.729	32.182	347.2
22	1'56.915	25.287	30.590	28.993	32.045	343.9

20th 32 **Lorenzo SAVADORI** APRILIA ITA
Aprilia Racing Team Gresini

Runs=1 Total laps=22 Full laps=21

Run #	1	Front Tyre	Slick-Soft	Rear Tyre	Slick-Soft	Speed
		New Tyre		New Tyre		
1	2'05.566	32.924	31.574	28.933	32.135	225.4
2	1'56.604	25.297	30.702	28.600	32.005	338.5

Fastest Lap: Francesco BAGNAIA Ducati Lenovo Team ITA **1'54.491** 24.797 29.955 28.289 31.450

These data/results cannot be reproduced, stored and/or transmitted in whole or in part by any manner of electronic, mechanical, photocopying, recording, broadcasting or otherwise now known or herein after developed without the previous express consent by the copyright owner, except for reproduction in daily press and regular printed publications on sale to the public within 60 days of the event related to those data/results and always provided that copyright symbol appears together as follows below.
© DORNA, 2021



Race

MotoGP

Lap	Lap Time	T1	T2	T3	T4	Speed	Lap	Lap Time	T1	T2	T3	T4	Speed
3	1'56.536	25.287	30.533	28.579	32.137	338.5	12	1'55.356	25.060	30.093	28.466	31.737	340.6
4	1'56.692	25.370	30.527	28.613	32.182	337.5		unfinished	25.133	30.141	28.521		339.6
5	1'56.635	25.286	30.559	28.598	32.192	333.3							
6	1'56.468	25.211	30.490	28.598	32.169	332.3							
7	1'56.733	25.218	30.688	28.729	32.098	332.3							
8	1'56.763	25.234	30.558	28.754	32.217	331.2							
9	1'56.898	25.212	30.636	28.666	32.384	332.3							
10	1'56.808	25.245	30.640	28.725	32.198	330.2							
11	1'56.835	25.231	30.564	28.717	32.323	331.2							
12	1'56.865	25.266	30.617	28.797	32.185	329.2							
13	1'57.277	25.324	30.689	28.823	32.441	329.2							
14	1'57.176	25.299	30.764	28.877	32.236	328.2							
15	1'57.105	25.365	30.665	28.791	32.284	328.2							
16	1'57.190	25.289	30.669	28.874	32.358	329.2							
17	1'57.202	25.365	30.661	28.909	32.267	329.2							
18	1'57.163	25.330	30.692	28.918	32.223	329.2							
19	1'57.291	25.362	30.794	28.781	32.354	330.2							
20	1'57.427	25.458	30.727	28.946	32.296	329.2							
21	1'57.803	25.538	30.983	28.995	32.287	329.2							
22	1'57.735	25.577	30.801	28.959	32.398	328.2							

21st **73** Alex MARQUEZ HONDA SPA
LCR Honda CASTROL

Runs=1 Total laps=13 Full laps=11

Run #	1	Front Tyre	Slick-Soft	Rear Tyre	Slick-Soft	
		New Tyre		New Tyre		
1	2'04.277	32.171	31.290	28.959	31.857	219.0
2	1'56.119	25.647	30.286	28.505	31.681	340.6
3	1'55.876	25.519	30.281	28.421	31.655	343.9
4	1'55.556	25.079	30.451	28.428	31.598	345.0
5	1'55.683	25.229	30.392	28.402	31.660	347.2
6	1'55.422	25.108	30.232	28.334	31.748	345.0
7	1'55.277	25.037	30.281	28.378	31.581	346.1
8	1'55.361	25.084	30.301	28.323	31.653	346.1
9	1'55.528	25.120	30.390	28.379	31.639	347.2
10	1'55.132	25.038	30.226	28.306	31.562	342.8
11	1'55.529	25.065	30.259	28.345	31.860	340.6
12	1'55.502	25.147	30.173	28.480	31.702	343.9
	unfinished	25.078	30.128	28.500		342.8

22nd **27** Iker LECUONA KTM SPA
Tech 3 KTM Factory Racing

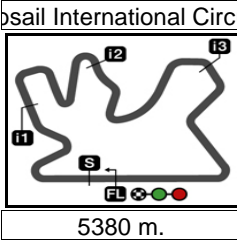
Runs=1 Total laps=13 Full laps=10

Run #	1	Front Tyre	Slick-Medium	Rear Tyre	Slick-Soft	
		New Tyre		New Tyre		
1	2'05.151	32.833	31.473	29.018	31.827	229.7
2	1'56.357 *	25.396	30.570	28.680	31.711 *	343.9
3	1'55.819	25.164	30.350	28.573	31.732	345.0
4	1'55.453	25.082	30.255	28.504	31.612	346.1
5	1'55.659	25.235	30.107	28.533	31.784	346.1
6	1'55.406	25.141	30.164	28.490	31.611	346.1
7	1'55.266	25.011	30.124	28.463	31.668	341.7
8	1'55.370	24.992	30.178	28.494	31.706	340.6
9	1'55.619	25.110	30.130	28.582	31.797	340.6
10	1'55.427	25.040	30.180	28.514	31.693	337.5
11	1'55.372	25.071	30.114	28.466	31.721	341.7

Fastest Lap: Francesco BAGNAIA Ducati Lenovo Team ITA 1'54.491 24.797 29.955 28.289 31.450

These data/results cannot be reproduced, stored and/or transmitted in whole or in part by any manner of electronic, mechanical, photocopying, recording, broadcasting or otherwise now known or herein after developed without the previous express consent by the copyright owner, except for reproduction in daily press and regular printed publications on sale to the public within 60 days of the event related to those data/results and always provided that copyright symbol appears together as follows below.
© DORNA, 2021





TISSOT GRAND PRIX OF DOHA
Race
Analysis by Lap

35

Num Lap Time Gap

Lap 1			Lap 6			Lap 11		
89	2'01.455		89	1'55.026		89	1'55.614	
5	2'01.607	0.152	42	1'55.093	0.218	5	1'55.556	0.185
41	2'01.901	0.446	5	1'54.919	0.235	42	1'55.564	0.510
42	2'02.115	0.660	41	1'54.798	0.811	63	1'55.457	0.656
36	2'02.429	0.974	36	1'54.985	1.167	43	1'55.267	0.785
88	2'02.436	0.981	63	1'55.065	1.696	36	1'55.447	1.017
20	2'02.621	1.166	88	1'55.607	1.942	41	1'55.661	1.229
43	2'02.706	1.251	20	1'55.030	1.988	20	1'55.690	1.526
12	2'02.848	1.393	43	1'55.601	2.060	12	1'55.522	1.544
33	2'03.001	1.546	12	1'55.128	2.280	33	1'55.838	3.471
63	2'03.006	1.551	33	1'55.421	2.973	88	1'55.646	3.598
44	2'03.395	1.940	21	1'54.992	3.280	44	1'55.301	3.724
21	2'03.714	2.259	44	1'55.606	3.757	21	1'55.830	4.084
30	2'04.148	2.693	23	1'55.431	4.287	23	1'55.057	4.189
73	2'04.277	2.822	30	1'55.632	4.460	6	1'55.302	4.708
10	2'04.424	2.969	6	1'55.291	4.499	10	1'55.617	5.760
23	2'04.523	3.068	10	1'55.251	4.707	73	1'55.529	5.776
6	2'04.889	3.434	73	1'55.422	5.483	27	1'55.372	6.915
9	2'04.927	3.472	27	1'55.406	6.395	30	1'55.727	7.791
27	2'05.151	3.696	9	1'55.857	6.790	46	1'55.550	8.015
46	2'05.157	3.702	46	1'55.639	7.005	9	1'55.575	8.353
32	2'05.566	4.111	12	1'55.042	2.101	32	1'56.835	18.554
Lap 2			Lap 7			Lap 12		
89	1'55.232		89	1'55.173		89	1'55.422	
5	1'55.281	0.201	5	1'55.207	0.269	5	1'55.457	0.220
41	1'55.236	0.450	42	1'55.353	0.398	42	1'55.439	0.527
42	1'55.189	0.617	41	1'54.994	0.632	63	1'55.414	0.648
88	1'55.419	1.168	36	1'55.018	1.012	43	1'55.414	0.777
36	1'55.647	1.389	63	1'54.491	1.014	36	1'55.429	1.024
43	1'55.634	1.653	43	1'54.807	1.694	20	1'55.601	1.705
20	1'55.984	1.918	20	1'55.186	2.001	41	1'56.022	1.829
63	1'55.917	2.236	12	1'55.611	2.718	12	1'55.862	1.984
33	1'56.160	2.474	88	1'56.004	2.773	33	1'55.257	3.306
12	1'56.386	2.547	33	1'55.328	3.128	44	1'55.362	3.664
44	1'56.101	2.809	21	1'55.233	3.340	88	1'55.715	3.891
21	1'55.922	2.949	44	1'55.134	3.718	23	1'55.186	3.953
30	1'55.678	3.139	23	1'55.373	4.487	21	1'55.729	4.391
23	1'55.548	3.384	6	1'55.371	4.697	6	1'55.297	4.583
73	1'56.119	3.709	30	1'55.681	4.968	73	1'55.502	5.856
10	1'56.005	3.742	10	1'55.574	5.108	10	1'55.818	6.156
6	1'55.751	3.953	73	1'55.277	5.587	27	1'55.356	6.849
9	1'56.285	4.525	27	1'55.266	6.488	30	1'55.562	7.931
27	1'56.357	4.821	9	1'55.438	7.055	46	1'55.858	8.451
46	1'56.659	5.129	46	1'55.383	7.215	9	1'55.718	8.649
32	1'56.604	5.483	12	1'55.284	2.178	32	1'56.865	19.997
Lap 3			Lap 8			Lap 13		
89	1'55.478		89	1'55.320		89	1'55.557	
5	1'55.505	0.228	42	1'55.071	0.149	5	1'55.615	0.278
42	1'55.243	0.382	5	1'55.355	0.304	63	1'55.331	0.422
41	1'55.740	0.712	41	1'55.341	0.653	42	1'56.271	1.241
88	1'55.266	0.956	63	1'55.073	0.767	20	1'55.318	1.466
36	1'55.256	1.167	36	1'55.306	0.998	41	1'55.448	1.720
43	1'55.150	1.325	43	1'54.953	1.327	43	1'56.600	1.820
20	1'55.249	1.689	20	1'54.973	1.654	12	1'55.399	1.826
63	1'54.951	1.709	12	1'54.846	2.244	36	1'56.403	1.870
12	1'55.042	2.111	88	1'55.490	2.943	33	1'55.574	3.323

Lapped rider

These data/results cannot be reproduced, stored and/or transmitted in whole or in part by any manner of electronic, mechanical, photocopying, recording, broadcasting or otherwise now known or herein after developed without the previous express consent by the copyright owner, except for reproduction in daily press and regular printed publications on sale to the public within 60 days of the event related to those data/results and always provided that copyright symbol appears together as follows below.

© DORNA, 2021



Num Lap Time Gap

44	1'55.277	3.384	88	1'56.406	4.956	9	1'56.687	11.779
23	1'55.208	3.604	10	1'55.962	6.702	32	1'57.291	31.257
88	1'55.697	4.031	30	1'55.825	8.838			
21	1'55.399	4.233	46	1'55.971	9.149			
6	1'55.440	4.466	9	1'55.922	9.875			
10	1'55.645	6.244	32	1'57.190	26.105			
30	1'55.853	8.227						
46	1'55.836	8.730						
9	1'56.131	9.223						
32	1'57.277	21.717						

Lap 14

89	1'55.591		89	1'55.540		20	1'55.182	
5	1'55.634	0.321	5	1'55.381	0.258	89	1'55.347	0.670
63	1'55.902	0.733	20	1'55.509	0.592	5	1'55.374	0.901
42	1'55.314	0.964	43	1'55.375	0.771	12	1'55.392	1.122
20	1'55.128	1.003	42	1'55.639	0.926	42	1'55.299	1.270
41	1'55.340	1.469	12	1'55.470	1.031	63	1'55.882	2.161
43	1'55.623	1.852	63	1'56.252	1.277	43	1'55.934	2.171
12	1'55.782	2.017	41	1'55.729	1.595	41	1'55.758	2.334
36	1'55.884	2.163	36	1'55.823	1.939	36	1'55.721	2.486
44	1'55.258	3.051	33	1'55.436	2.344	33	1'55.619	2.669
33	1'55.464	3.196	23	1'55.494	2.687	23	1'56.099	3.686
23	1'55.340	3.353	21	1'55.491	3.526	21	1'55.592	4.004
88	1'55.665	4.105	44	1'57.048	3.784	44	1'55.544	5.210
21	1'55.624	4.266	6	1'55.496	4.200	6	1'55.622	5.409
6	1'55.563	4.438	88	1'55.880	5.296	88	1'55.804	6.674
10	1'55.694	6.347	10	1'56.744	7.906	46	1'55.770	11.787
30	1'55.768	8.404	30	1'56.026	9.324	10	1'56.935	12.869
46	1'55.830	8.969	46	1'55.847	9.456	30	1'56.945	13.147
9	1'55.880	9.512	9	1'55.813	10.148	9	1'56.694	13.291
32	1'57.176	23.302	32	1'57.202	27.767	32	1'57.427	33.502

Lap 15

89	1'55.869		89	1'55.814		20	1'55.131	
5	1'55.792	0.244	20	1'55.251	0.029	89	1'55.166	0.705
63	1'55.645	0.509	5	1'55.747	0.191	5	1'55.063	0.833
20	1'55.658	0.792	12	1'55.207	0.424	12	1'55.381	1.372
42	1'55.805	0.900	43	1'55.809	0.766	42	1'55.337	1.476
41	1'55.629	1.229	42	1'55.793	0.905	63	1'55.549	2.579
43	1'55.255	1.238	63	1'55.556	1.019	43	1'56.307	3.347
12	1'55.241	1.389	41	1'55.606	1.387	36	1'56.203	3.558
36	1'55.373	1.667	36	1'55.444	1.569	41	1'56.405	3.608
44	1'55.338	2.520	33	1'55.384	1.914	33	1'56.215	3.753
33	1'55.362	2.689	23	1'55.602	2.475	23	1'55.938	4.493
23	1'55.409	2.893	21	1'55.441	3.153	21	1'55.799	4.672
21	1'55.564	3.961	44	1'55.352	3.322	44	1'55.456	5.535
88	1'55.937	4.173	6	1'55.209	3.595	6	1'55.660	5.938
6	1'55.634	4.203	88	1'55.878	5.360	88	1'55.806	7.349
10	1'55.885	6.363	10	1'57.227	9.319	46	1'55.974	12.630
30	1'56.101	8.636	30	1'56.019	9.529	10	1'56.824	14.562
46	1'55.701	8.801	46	1'55.889	9.531	30	1'56.893	14.909
9	1'55.933	9.576	9	1'55.908	10.242	9	1'56.838	14.998
32	1'57.105	24.538	32	1'57.163	29.116	32	1'57.803	36.174

Lap 16

89	1'55.623		89	1'55.121		20	1'55.134	
5	1'55.796	0.417	89	1'55.655	0.505	5	1'55.758	1.457
63	1'55.679	0.565	5	1'55.668	0.709	89	1'55.929	1.500
20	1'55.454	0.623	12	1'55.638	0.912	42	1'55.746	2.088
42	1'55.550	0.827	42	1'55.398	1.153	12	1'55.872	2.110
43	1'55.321	0.936	43	1'55.803	1.419	63	1'55.197	2.642
12	1'55.335	1.101	63	1'55.592	1.461	36	1'56.444	4.868
41	1'55.800	1.406	41	1'55.521	1.758	33	1'56.360	4.979
36	1'55.612	1.656	36	1'55.528	1.947	43	1'57.152	5.365
44	1'55.379	2.276	33	1'55.468	2.232	41	1'56.908	5.382
33	1'55.382	2.448	23	1'55.444	2.769	23	1'56.191	5.550
23	1'55.463	2.733	21	1'55.591	3.594	21	1'56.249	5.787
21	1'55.237	3.575	44	1'56.676	4.848	44	1'55.662	6.063
6	1'55.664	4.244	6	1'56.524	4.969	6	1'55.649	6.453
			88	1'55.842	6.052	88	1'56.713	8.928
			10	1'56.947	11.116	46	1'56.750	14.246
			46	1'56.818	11.199	30	1'56.466	16.241
			30	1'57.005	11.384	10	1'57.044	16.472
						9	1'56.915	16.779
						32	1'57.735	38.775

 Lapped rider

These data/results cannot be reproduced, stored and/or transmitted in whole or in part by any manner of electronic, mechanical, photocopying, recording, broadcasting or otherwise now known or herein after developed without the previous express consent by the copyright owner, except for reproduction in daily press and regular printed publications on sale to the public within 60 days of the event related to those data/results and always provided that copyright symbol appears together as follows below.

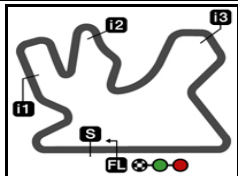
© DORNA, 2021

Official MotoGP Timing by TISSOT
www.motogp.com

Doha, Sunday, April 04, 2021

Page 2 of 2





5380 m.

TISSOT GRAND PRIX OF DOHA

2021 Rookie of the Year Classification

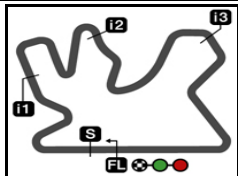
Rider	<i>Nation</i>	<i>Points</i>	<i>Leader Previous</i>	QAT	DOH	<i>POR</i>	<i>SPA</i>	<i>FRA</i>	<i>ITA</i>	<i>CAT</i>	<i>GER</i>	<i>NED</i>	<i>FIN</i>	<i>AUT</i>	<i>GBR</i>	<i>ARA</i>	<i>RSM</i>	<i>JPN</i>	<i>THA</i>	<i>AUS</i>	<i>MAL</i>	<i>VAL</i>	
1 MARTIN Jorge	SPA	17		1	16																		
2 BASTIANINI Enea	ITA	11	6	6	6	5																	

These data/results cannot be reproduced, stored and/or transmitted in whole or in part by any manner of electronic, mechanical, photocopying, recording, broadcasting or otherwise now known or herein after developed without the previous express consent by the copyright owner, except for reproduction in daily press and regular printed publications on sale to the public within 60 days of the event related to those data/results and always provided that copyright symbol appears together as follows below.
© DORNA, 2021

Official MotoGP Timing by **TISSOT**
www.motogp.com

Doha, Sunday, April 04, 2021





5380 m.

TISSOT GRAND PRIX OF DOHA

MotoGP™

2021 Independent Team Classification

36

Rider	<i>Nation</i>	<i>Points</i>	<i>Leader Previous</i>	QAT	DOH	POR	SPA	FRA	ITA	CAT	GER	NED	FIN	AUT	GBR	ARA	RSM	JPN	THA	AUS	MAL	VAL	
1 ZARCO Johann	FRA	40		20	20																		
2 MARTIN Jorge	SPA	17	23	23	1	16																	
3 ESPARGARO Aleix	SPA	15	25	2	9	6																	
4 BASTIANINI Enea	ITA	11	29	4	6	5																	
5 MORBIDELLI Franco	ITA	4	36	7	-	4																	
6 ROSSI Valentino	ITA	4	36	0	4	-																	

Team	<i>Points</i>	<i>Leader Previous</i>	QAT	DOH	POR	SPA	FRA	ITA	CAT	GER	NED	FIN	AUT	GBR	ARA	RSM	JPN	THA	AUS	MAL	VAL		
1 PRAMAC RACING	57		21	36																			
2 APRILIA RACING TEAM GRESINI	15	42	42	9	6																		
3 ESPONSORAMA RACING	11	46	4	6	5																		
4 PETRONAS YAMAHA SRT	8	49	3	4	4																		

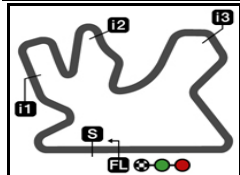
These data/results cannot be reproduced, stored and/or transmitted in whole or in part by any manner of electronic, mechanical, photocopying, recording, broadcasting or otherwise now known or herein after developed without the previous express consent by the copyright owner, except for reproduction in daily press and regular printed publications on sale to the public within 60 days of the event related to those data/results and always provided that copyright symbol appears together as follows below.

© DORNA, 2021

Official MotoGP Timing by TISSOT
www.motogp.com

Doha, Sunday, April 04, 2021





5380 m.

2021 Riders Performance

(Qualifying Position - Starting Position - Race Position)

37

Rider	Points	QAT	DOH	POR	SPA	FRA	ITA	CAT	GER	NED	FIN	AUT	GBR	ARA	RSM	JPN	THA	AUS	MAL	VAL
1 ZARCO Johann	40	6 6-2	2 2-2	-	-	-	-	-	-	-	-	-	-	-	-	-	-	-	-	-
2 QUARTARARO Fabio	36	2 2-5	5 5-1	-	-	-	-	-	-	-	-	-	-	-	-	-	-	-	-	-
3 VIÑALES Maverick	36	3 3-1	3 3-5	-	-	-	-	-	-	-	-	-	-	-	-	-	-	-	-	-
4 BAGNAIA Francesco	26	1 1-3	6 6-6	-	-	-	-	-	-	-	-	-	-	-	-	-	-	-	-	-
5 RINS Alex	23	9 9-6	8 8-4	-	-	-	-	-	-	-	-	-	-	-	-	-	-	-	-	-
6 MIR Joan	22	10 10-4	9 9-7	-	-	-	-	-	-	-	-	-	-	-	-	-	-	-	-	-
7 MARTIN Jorge	17	14 14-15	1 1-3	-	-	-	-	-	-	-	-	-	-	-	-	-	-	-	-	-
8 ESPARGARO Aleix	15	8 8-7	7 7-10	-	-	-	-	-	-	-	-	-	-	-	-	-	-	-	-	-
9 MILLER Jack	14	5 5-9	4 4-9	-	-	-	-	-	-	-	-	-	-	-	-	-	-	-	-	-
10 ESPARGARO Pol	11	12 12-8	15 15-13	-	-	-	-	-	-	-	-	-	-	-	-	-	-	-	-	-
11 BASTIANINI Enea	11	13 13-10	19 19-11	-	-	-	-	-	-	-	-	-	-	-	-	-	-	-	-	-
12 BINDER Brad	10	19 19-14	18 18-8	-	-	-	-	-	-	-	-	-	-	-	-	-	-	-	-	-
13 BRADL Stefan	7	17 17-11	11 11-14	-	-	-	-	-	-	-	-	-	-	-	-	-	-	-	-	-

NC=Not classified NL=Not finished first lap NP=Not started race re-start N2=Not finished first lap race re-start EX=Excluded NS=Not Started DS=Disqualified

These data/results cannot be reproduced, stored and/or transmitted in whole or in part by any manner of electronic, mechanical, photocopying, recording, broadcasting or otherwise now known or herein after developed without the previous express consent by the copyright owner, except for reproduction in daily press and regular printed publications on sale to the public within 60 days of the event related to those data/results and always provided that copyright symbol appears together as follows below.
© DORNA, 2021



	Rider	Points	QAT	DOH	POR	SPA	FRA	ITA	CAT	GER	NED	FIN	AUT	GBR	ARA	RSM	JPN	THA	AUS	MAL	VAL
14	ROSSI Valentino	4	4 4-12	21 21-16	-	-	-	-	-	-	-	-	-	-	-	-	-	-	-	-	-
15	MORBIDELLI Franco	4	7 7-18	10 10-12	-	-	-	-	-	-	-	-	-	-	-	-	-	-	-	-	-
16	OLIVEIRA Miguel	4	15 15-13	12 12-15	-	-	-	-	-	-	-	-	-	-	-	-	-	-	-	-	-
17	MARINI Luca	0	18 18-16	13 13-18	-	-	-	-	-	-	-	-	-	-	-	-	-	-	-	-	-
18	LECUONA Iker	0	21 21-17	20 20-NC	-	-	-	-	-	-	-	-	-	-	-	-	-	-	-	-	-
19	NAKAGAMI Takaaki	0	11 11-NC	16 16-17	-	-	-	-	-	-	-	-	-	-	-	-	-	-	-	-	-
20	SAVADORI Lorenzo	0	22 22-19	22 22-20	-	-	-	-	-	-	-	-	-	-	-	-	-	-	-	-	-
21	PETRUCCI Danilo	0	20 20-NL	17 17-19	-	-	-	-	-	-	-	-	-	-	-	-	-	-	-	-	-
22	MARQUEZ Alex	0	16 16-NC	14 14-NC	-	-	-	-	-	-	-	-	-	-	-	-	-	-	-	-	-

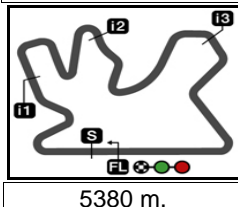
NC=Not classified NL=Not finished first lap NP=Not started race re-start N2=Not finished first lap race re-start EX=Excluded NS=Not Started DS=Disqualified

These data/results cannot be reproduced, stored and/or transmitted in whole or in part by any manner of electronic, mechanical, photocopying, recording, broadcasting or otherwise now known or herein after developed without the previous express consent by the copyright owner, except for reproduction in daily press and regular printed publications on sale to the public within 60 days of the event related to those data/results and always provided that copyright symbol appears together as follows below.
© DORNA, 2021

Official MotoGP Timing by TISSOT
www.motogp.com

Doha, Sunday, April 04, 2021





TISSOT GRAND PRIX OF DOHA
Official Starting Grid

Race : 22 laps = 118.36 km



1	1 1'53.106 89 Jorge MARTIN Ducati	2 1'53.263 5 Johann ZARCO Ducati	3 1'53.267 12 Maverick VIÑALES Yamaha
2	4 1'53.303 43 Jack MILLER Ducati	5 1'53.469 20 Fabio QUARTARARO Yamaha	6 1'53.654 63 Francesco BAGNAIA Ducati
3	7 1'53.705 41 Aleix ESPARGARO Aprilia	8 1'53.745 42 Alex RINS Suzuki	9 1'53.785 36 Joan MIR Suzuki
4	10 1'53.794 21 Franco MORBIDELLI Yamaha	11 1'54.224 6 Stefan BRADL Honda	12 1'55.096 88 Miguel OLIVEIRA KTM
5	13 1'54.228 10 Luca MARINI Ducati	14 1'54.261 73 Alex MARQUEZ Honda	15 1'54.402 44 Pol ESPARGARO Honda
6	16 1'54.481 30 Takaaki NAKAGAMI Honda	17 1'54.528 9 Danilo PETRUCCI KTM	18 1'54.555 33 Brad BINDER KTM
7	19 1'54.632 23 Enea BASTIANINI Ducati	20 1'54.731 27 Iker LECUONA KTM	21 1'54.881 46 Valentino ROSSI Yamaha
8	22 1'55.823 32 Lorenzo SAVADORI Aprilia		

The results are provisional until the end of the limit for protest and appeals and until the ratification of the Event Management Committee.

Time limit for protest expires 60' at the latest after publication of the results - Time:

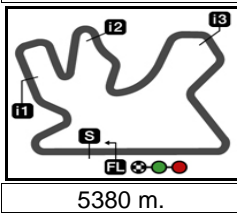
These data/results cannot be reproduced, stored and/or transmitted in whole or in part by any manner of electronic, mechanical, photocopying, recording, broadcasting or otherwise now known or herein after developed without the previous express consent by the copyright owner, except for reproduction in daily press and regular printed publications on sale to the public within 60 days of the event related to those data/results and always provided that copyright symbol appears together as follows below.

© DORNA, 2021

Official MotoGP Timing by **TISSOT**
www.motogp.com

Doha, Sunday, April 04, 2021





TISSOT GRAND PRIX OF DOHA

Race

Top Speed & Average



Rider	Nation	Motorcycle	Top 5 speeds					Average	Top
43 Jack MILLER	AUS	DUCATI	356.4	354.0	354.0	352.9	352.9	354.0	356.4
5 Johann ZARCO	FRA	DUCATI	355.2	352.9	352.9	349.5	348.3	350.8	355.2
63 Francesco BAGNAIA	ITA	DUCATI	354.0	352.9	351.7	350.6	350.6	351.5	354.0
23 Enea BASTIANINI	ITA	DUCATI	352.9	349.5	349.5	349.5	349.5	350.1	352.9
44 Pol ESPARGARO	SPA	HONDA	352.9	352.9	351.7	349.5	348.3	350.0	352.9
10 Luca MARINI	ITA	DUCATI	351.7	350.6	348.3	347.2	346.1	348.8	351.7
33 Brad BINDER	RSA	KTM	350.6	349.5	348.3	347.2	347.2	348.6	350.6
6 Stefan BRADL	GER	HONDA	349.5	349.5	349.5	348.3	348.3	349.0	349.5
89 Jorge MARTIN	SPA	DUCATI	349.5	349.5	349.5	345.0	345.0	347.3	349.5
30 Takaaki NAKAGAMI	JPN	HONDA	348.3	348.3	347.2	347.2	346.1	347.2	348.3
36 Joan MIR	SPA	SUZUKI	348.3	348.3	347.2	346.1	346.1	347.0	348.3
42 Alex RINS	SPA	SUZUKI	348.3	347.2	347.2	347.2	346.1	347.0	348.3
88 Miguel OLIVEIRA	POR	KTM	348.3	345.0	345.0	343.9	343.9	345.2	348.3
9 Danilo PETRUCCI	ITA	KTM	347.2	343.9	343.9	342.8	341.7	343.3	347.2
12 Maverick VIÑALES	SPA	YAMAHA	347.2	347.2	346.1	346.1	345.0	345.9	347.2
73 Alex MARQUEZ	SPA	HONDA	347.2	347.2	346.1	346.1	345.0	346.1	347.2
20 Fabio QUARTARARO	FRA	YAMAHA	346.1	345.0	345.0	343.9	343.9	344.5	346.1
27 Iker LECUONA	SPA	KTM	346.1	346.1	346.1	345.0	343.9	345.4	346.1
41 Aleix ESPARGARO	SPA	APRILIA	343.9	343.9	343.9	343.9	343.9	343.9	343.9
46 Valentino ROSSI	ITA	YAMAHA	343.9	343.9	342.8	341.7	341.7	342.6	343.9
21 Franco MORBIDELLI	ITA	YAMAHA	340.6	340.6	340.6	340.6	340.6	340.6	340.6
32 Lorenzo SAVADORI	ITA	APRILIA	338.5	338.5	337.5	333.3	332.3	335.0	338.5

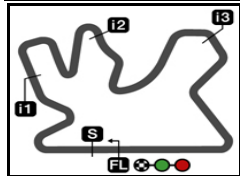
These data/results cannot be reproduced, stored and/or transmitted in whole or in part by any manner of electronic, mechanical, photocopying, recording, broadcasting or otherwise now known or herein after developed without the previous express consent by the copyright owner, except for reproduction in daily press and regular printed publications on sale to the public within 60 days of the event related to those data/results and always provided that copyright symbol appears together as follows below.

© DORNA, 2021

Official MotoGP Timing by **TISSOT**
www.motogp.com



Doha, Sunday, April 04, 2021



5380 m.

TISSOT GRAND PRIX OF DOHA

Race

Fastest Laps Sequence

<i>Lap</i>	<i>Race Time</i>	 <i>Rider</i>	<i>Nation</i>	<i>Motorcycle</i>	<i>Time</i>	<i>Km/h</i>	<i>Riders's Lap</i>
2	3'56.687	89 Jorge MARTIN	SPA	DUCATI	1'55.232	168.0	2
2	3'57.304	42 Alex RINS	SPA	SUZUKI	1'55.189	168.1	2
3	5'53.490	43 Jack MILLER	AUS	DUCATI	1'55.150	168.1	3
3	5'53.874	63 Francesco BAGNAIA	ITA	DUCATI	1'54.951	168.4	3
4	7'47.470	42 Alex RINS	SPA	SUZUKI	1'54.923	168.5	4
6	11'37.685	5 Johann ZARCO	FRA	DUCATI	1'54.919	168.5	6
6	11'38.261	41 Aleix ESPARGARO	SPA	APRILIA	1'54.798	168.7	6
7	13'33.637	63 Francesco BAGNAIA	ITA	DUCATI	1'54.491	169.1	7

These data/results cannot be reproduced, stored and/or transmitted in whole or in part by any manner of electronic, mechanical, photocopying, recording, broadcasting or otherwise now known or herein after developed without the previous express consent by the copyright owner, except for reproduction in daily press and regular printed publications on sale to the public within 60 days of the event related to those data/results and always provided that copyright symbol appears together as follows below.

© DORNA, 2021

Official MotoGP Timing by TISSOT
www.motogp.com

Doha, Sunday, April 04, 2021

