


4005 m.

VALENCIA MotoGP TEST

Day 1 Session

Classification

3

	Rider	Nation	Team	Motorcycle	Time	Lap	Total	Gap	Top Speed
1	93 Marc MARQUEZ	SPA	Repsol Honda Team	HONDA	1'31.551	10	47		320.9
2	29 Andrea IANNONE	ITA	Ducati Team	DUCATI	1'31.639	30	61	0.088 0.088	328.6
3	26 Dani PEDROSA	SPA	Repsol Honda Team	HONDA	1'31.681	11	49	0.130 0.042	324.7
4	25 Maverick VIÑALES	SPA	Team SUZUKI ECSTAR	SUZUKI	1'31.720	36	59	0.169 0.039	316.4
5	99 Jorge LORENZO	SPA	Movistar Yamaha MotoGP	YAMAHA	1'31.767	32	41	0.216 0.047	319.5
6	35 Cal CRUTCHLOW	GBR	LCR Honda	HONDA	1'31.911	8	54	0.360 0.144	321.8
7	44 Po ESPARGARO	SPA	Monster Yamaha Tech 3	YAMAHA	1'31.937	10	40	0.386 0.026	321.1
8	38 Bradley SMITH	GBR	Monster Yamaha Tech 3	YAMAHA	1'31.997	32	67	0.446 0.060	320.0
9	41 Alex ESPARGARO	SPA	Team SUZUKI ECSTAR	SUZUKI	1'32.005	36	47	0.454 0.008	315.0
10	4 Andrea DOVIZIOSO	ITA	Ducati Team	DUCATI	1'32.073	57	66	0.522 0.068	329.5
11	45 Scott REDDING	GBR	Octo Pramac Racing	DUCATI	1'32.214	30	52	0.663 0.141	323.5
12	46 Valentino ROSSI	ITA	Movistar Yamaha MotoGP	YAMAHA	1'32.401	45	57	0.850 0.187	316.9
13	9 Danilo PETRUCCI	ITA	Octo Pramac Racing	DUCATI	1'32.442	46	47	0.891 0.041	320.5
14	8 Hector BARBERA	SPA	Avintia Racing	DUCATI	1'32.468	35	38	0.917 0.026	322.5
15	43 Jack MILLER	AUS	Marc VDS Racing Team	HONDA	1'32.594	33	47	1.043 0.126	319.5
16	53 Tito RABAT	SPA	EG 0,0 Marc VDS	HONDA	1'32.673	82	84	1.122 0.079	319.5
17	6 Stefan BRADL	GER	Aprilia Racing Team Gresini	APRILIA	1'32.721	34	46	1.170 0.048	313.9
18	76 Loris BAZ	FRA	Avintia Racing	DUCATI	1'32.943	52	53	1.392 0.222	314.9
19	68 Yonny HERNANDEZ	COL	Aspar MotoGP Team	DUCATI	1'33.046	31	57	1.495 0.103	316.4
20	19 Alvaro BAUTISTA	SPA	Aprilia Racing Team Gresini	APRILIA	1'33.061	66	66	1.510 0.015	314.4
21	50 Eugene LAVERTY	IRL	Aspar MotoGP Team	DUCATI	1'33.253	39	46	1.702 0.192	318.5
22	22 Takuya TSUDA	JPN	Suzuki Test Team	SUZUKI	1'34.591	54	55	3.040 1.338	307.5
23	12 Nobuatsu AOKI	JPN	Suzuki Test Team	SUZUKI	1'36.338	12	24	4.787 1.747	309.2
No time set									
	51 Michele PIRRO	ITA	Ducati Team	DUCATI					

Practice condition: Dry

Air: 22°

Humidity: 65%

Ground: 23°

Fastest Lap:	Lap: 10	Marc MARQUEZ	1'31.551	157.4 Km/h
Circuit Record Lap:	2015	Jorge LORENZO	1'31.367	157.8 Km/h
Circuit Best Lap:	2015	Jorge LORENZO	1'30.011	160.1 Km/h

The results are provisional until the end of the limit for protest and appeals.

Time limit for protest expires 30' after publication of the results - Mr. Time:

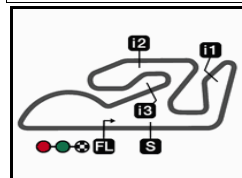
These data/results cannot be reproduced, stored and/or transmitted in whole or in part by any manner of electronic, mechanical, photocopying, recording, broadcasting or otherwise now known or herein after developed without the previous express consent by the copyright owner, except for reproduction in daily press and regular printed publications on sale to the public within 60 days of the event related to those data/results and always provided that copyright symbol appears together as follows below.

© DORNA, 2016

Official MotoGP Timing by TISSOT
www.motogp.com

Cheste, Tuesday, November 10, 2015





4005 m.

VALENCIA MotoGP TEST

Day 1 Session

Top Speed & Average

4



Rider	Nation	Motorcycle	Top 5 speeds					Average	Top
4 Andrea DOVIZIOSO	ITA	DUCATI	329.5	327.5	327.2	326.9	326.8	327.6	329.5
29 Andrea IANNONE	ITA	DUCATI	328.6	328.3	327.5	327.4	327.2	327.8	328.6
26 Dani PEDROSA	SPA	HONDA	324.7	324.1	324.0	323.8	323.3	323.9	324.7
45 Scott REDDING	GBR	DUCATI	323.5	322.0	321.8	321.8	321.7	322.2	323.5
8 Hector BARBERA	SPA	DUCATI	322.5	321.4	321.1	321.1	320.9	321.3	322.5
35 Cal CRUTCHLOW	GBR	HONDA	321.8	316.3	316.3	316.2	316.0	317.3	321.8
44 Po ESPARGARO	SPA	YAMAHA	321.1	320.7	320.5	320.0	319.7	320.4	321.1
93 Marc MARQUEZ	SPA	HONDA	320.9	319.4	319.0	318.5	318.5	319.1	320.9
9 Danilo PETRUCCI	ITA	DUCATI	320.5	320.2	320.1	320.0	319.8	320.1	320.5
38 Bradley SMITH	GBR	YAMAHA	320.0	319.4	319.4	318.8	318.7	319.3	320.0
43 Jack MILLER	AUS	HONDA	319.5	317.8	317.6	316.7	316.2	317.6	319.5
53 Tito RABAT	SPA	HONDA	319.5	318.4	318.3	317.7	317.6	318.3	319.5
99 Jorge LORENZO	SPA	YAMAHA	319.5	319.0	318.5	318.4	318.0	318.7	319.5
50 Eugene LAVERTY	IRL	DUCATI	318.5	318.5	318.0	317.7	317.4	318.0	318.5
46 Valentino ROSSI	ITA	YAMAHA	316.9	316.2	315.9	315.6	315.3	315.9	316.9
25 Maverick VIÑALES	SPA	SUZUKI	316.4	315.7	314.6	314.6	314.5	315.2	316.4
68 Yonny HERNANDEZ	COL	DUCATI	316.4	315.7	315.5	315.5	315.0	315.6	316.4
41 Aleix ESPARGARO	SPA	SUZUKI	315.0	313.4	313.0	312.5	312.2	313.2	315.0
76 Loris BAZ	FRA	DUCATI	314.9	314.4	314.1	313.5	313.3	313.9	314.9
19 Alvaro BAUTISTA	SPA	APRILIA	314.4	312.9	312.7	312.5	312.3	313.0	314.4
6 Stefan BRADL	GER	APRILIA	313.9	312.2	312.0	311.5	311.1	312.1	313.9
12 Nobuatsu AOKI	JPN	SUZUKI	309.2	307.5	306.5	306.1	305.8	307.0	309.2
22 Takuya TSUDA	JPN	SUZUKI	307.5	307.5	307.2	306.9	306.5	307.1	307.5

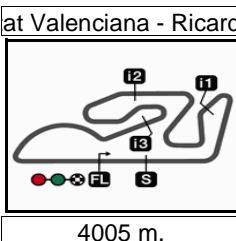
These data/results cannot be reproduced, stored and/or transmitted in whole or in part by any manner of electronic, mechanical, photocopying, recording, broadcasting or otherwise now known or herein after developed without the previous express consent by the copyright owner, except for reproduction in daily press and regular printed publications on sale to the public within 60 days of the event related to those data/results and always provided that copyright symbol appears together as follows below.

© DORNA, 2016

Official MotoGP Timing by TISSOT
www.motogp.com



Cheste, Tuesday, November 10, 2015



VALENCIA MotoGP TEST

Day 1 Session

Chronological Analysis of Performances

5

* Lap / Sector time cancelled T1 Time from finish line to 1st intermed. T3 Time from 2nd intermed. to 3rd intermed.
P Crossing the finish line in pit lane T2 Time from 1st intermed. to 2nd intermed. T4 Time from 3rd intermed. to finish line

Lap	Lap Time	T1	T2	T3	T4	Speed	Lap	Lap Time	T1	T2	T3	T4	Speed	
1st 93 Marc MARQUEZ Repsol Honda Team SPA							2nd 29 Andrea IANNONE Ducati Team ITA							
Runs=9 Total laps=48 Full laps=30							Runs=11 Total laps=62 Full laps=41							
1	49'04.921	17'48.079	27.993	23.292	25.557		1	58'41.955	P 16'52.460	43.220	32.015	34.260		
2	1'33.547	21.346	25.223	22.109	24.869	318.4	2	6'49.681	5'30.380	27.923	24.472	26.906		
3	<u>1'32.077</u>	20.912	24.831	21.843	24.491	318.5	3	1'38.326	22.448	26.324	23.759	25.795	318.1	
unfinished 20.680							4	1'35.917	21.856	25.673	22.845	25.543	323.4	
4	55'10.003		27.346	23.391	25.867		5	1'34.155	21.400	25.220	22.474	25.061	324.4	
5	1'34.282	21.304	25.524	22.358	25.096	316.3	6	1'33.620	21.187	25.084	22.400	24.949	324.3	
6	1'33.054	20.897	25.278	22.091	24.788	319.0	7	1'32.976	21.053	24.942	22.246	24.735	324.7	
7	1'32.430	20.862	24.887	21.994	24.687	318.0	8	1'32.782	20.877	24.827	22.277	24.801	324.6	
8	1'33.151	20.836	25.356	22.059	24.900	320.9	9	<u>1'43.092</u> P	22.602	27.850	23.753	28.887	325.2	
9	1'31.775	20.695	24.751	21.768	24.561	317.1	10	22'22.976	21'08.857	26.209	22.764	25.146		
10	<u>1'31.551</u>	20.647	24.670	21.783	24.451	318.5	11	1'34.059	21.352	25.331	22.472	24.904	327.2	
11	<u>1'36.884</u> P	21.510	25.640	22.357	27.377	318.5	12	1'33.226	20.977	25.023	22.333	24.893	326.6	
12	25'27.311	P 24'04.871	28.626	24.269	29.545		13	1'32.793	20.797	24.968	22.188	24.840	327.1	
13	1:32'38.620	31'21.593	27.489	23.519	26.019		14	1'32.461	20.750	24.786	22.158	24.767	323.4	
14	1'35.070	21.697	25.540	22.538	25.295	313.1	15	1'32.208	20.723	24.689	22.082	24.714	326.5	
15	1'33.542	21.177	25.127	22.309	24.929	315.9	16	<u>1'53.022</u> P	20.790	24.680	22.238	45.314	325.2	
16	1'32.630	20.951	24.918	22.032	24.729	315.5	17	29'21.862	28'02.104	29.003	25.060	25.695		
17	1'32.302	20.802	24.757	21.961	24.782	316.7	18	1'33.920	21.176	25.233	22.393	25.118	324.3	
18	1'32.108	20.722	24.735	21.976	24.675	316.9	19	1'32.538	20.749	24.811	22.119	24.859	328.3	
19	<u>1'37.208</u> P	21.536	25.722	22.580	27.370	317.7	20	1'32.102	20.658	24.736	22.091	24.617	325.7	
20	1:11'04.498	19'49.414	26.633	22.906	25.545		21	1'32.230	20.726	24.760	22.029	24.715	326.0	
21	1'34.179	21.275	25.532	22.315	25.057	314.6	22	<u>1'50.655</u> P	25.782	28.545	25.838	30.490	324.0	
22	1'32.950	20.965	25.047	22.090	24.848	315.9	23	24'58.456	23'41.238	27.026	24.993	25.199		
23	1'32.653	20.933	24.976	21.986	24.758	316.3	24	1'33.592	21.152	25.237	22.322	24.881	326.3	
24	<u>1'35.295</u> P	20.775	24.824	22.383	27.313	317.0	25	1'32.568	20.755	24.824	22.222	24.767	325.6	
25	14'08.033	12'54.070	26.109	22.659	25.195		26	1'32.418	20.752	24.728	22.176	24.762	324.9	
26	1'32.804	20.964	25.052	22.024	24.764	313.9	27	<u>1'43.612</u> P	21.804	28.732	24.222	28.854	324.0	
27	1'32.076	20.703	24.761	21.896	24.716	315.3	28	16'52.561	15'34.584	26.804	24.242	26.931		
28	1'31.817	<u>20.599</u>	24.693	21.818	24.707	316.2	29	1'33.218	20.904	25.274	22.204	24.836	326.5	
29	1'31.719	20.713	<u>24.616</u>	21.790	24.600	314.2	30	<u>1'31.639</u>	20.601	<u>24.618</u>	21.945	<u>24.475</u>	326.8	
30	<u>1'38.480</u> P	21.368	26.145	22.674	28.293	316.6	31	1'34.662	<u>20.559</u>	25.573	23.623	24.907	326.3	
31	21'31.771	20'17.555	26.424	22.551	25.241		32	1'31.826	20.690	24.622	22.002	24.512	324.9	
32	1'33.757	21.122	25.731	22.052	24.852	317.0	33	<u>1'42.900</u> P	22.398	27.435	23.772	29.295	327.4	
33	1'33.560	21.083	25.501	22.047	24.929	316.4	34	14'04.836	12'46.659	28.419	23.854	25.904		
34	<u>1'48.676</u> P	20.874	24.844	30.171	32.787	316.6	35	1'39.617	22.293	27.582	23.684	26.058	319.7	
35	15'07.115	13'53.244	26.156	22.466	25.249		36	1'35.109	21.524	25.627	22.711	25.247	322.0	
36	1'33.542	21.380	25.129	22.036	24.997	315.3	37	1'34.208	21.269	25.180	22.571	25.188	322.8	
37	1'32.421	20.811	24.848	21.956	24.806	316.0	38	<u>1'41.896</u> P	21.974	26.345	23.719	29.858	322.2	
38	1'32.528	20.938	24.807	21.954	24.829	316.7								
39	1'32.318	20.840	24.761	21.920	24.797	316.2								
40	1'32.329	20.751	24.697	21.834	25.047	316.9								
41	1'32.205	20.739	24.717	21.914	24.835	316.0								
42	<u>1'39.290</u> P	22.127	25.905	22.726	28.532	316.6								

Fastest Lap: Marc MARQUEZ Repsol Honda Team SPA **1'31.551** 20.647 24.670 21.783 24.451

These data/results cannot be reproduced, stored and/or transmitted in whole or in part by any manner of electronic, mechanical, photocopying, recording, broadcasting or otherwise now known or herein after developed without the previous express consent by the copyright owner, except for reproduction in daily press and regular printed publications on sale to the public within 60 days of the event related to those data/results and always provided that copyright symbol appears together as follows below.
© DORNA, 2016



Day 1 Session

MotoGP

Lap	Lap Time	T1	T2	T3	T4	Speed	Lap	Lap Time	T1	T2	T3	T4	Speed
39	2:05'47.930	1'430.009	28.017	23.991	25.913		30	1'34.179	21.338	25.298	22.562	24.981	318.0
40	1'34.297	21.104	25.547	22.526	25.120	323.1	31	1'33.375	21.132	25.088	22.246	24.909	320.0
41	1'33.337	21.082	25.142	22.281	24.832	322.4	32	1'33.080	20.994	24.917	22.215	24.954	320.8
42	1'32.553	20.766	24.927	22.132	24.728	323.7	33	1'36.784 P	20.828	24.998	22.327	28.631	321.1
43	1'32.445	20.730	24.902	22.131	24.682	323.1	34	46'37.937	15'21.776	27.095	23.406	25.660	
44	1'32.599	20.903	24.828	22.160	24.708	324.6	35	1'35.017	21.628	25.594	22.656	25.139	316.6
45	1'45.767 P	23.368	28.040	24.621	29.738	324.0	36	1'33.858	21.283	25.226	22.374	24.975	320.4
46	8'12.164	6'53.154	27.684	24.790	26.536		37	1'33.330	20.990	25.047	22.328	24.965	323.3
47	1'32.660	20.797	25.073	22.107	24.683	325.9	38	1'32.626	21.057	24.813	22.038	24.718	319.4
48	1'31.703	20.587	24.699	21.854	24.563	324.3	39	1'32.381	20.904	24.736	22.012	24.729	323.8
49	1'53.111	23.153	30.352	24.862	34.744	324.3	40	1'32.572	20.933	24.791	22.117	24.731	324.1
50	1'38.444	26.210	25.428	22.107	24.699	328.6	41	1'32.537	20.908	24.786	22.063	24.780	324.7
51	1'31.887	20.600	24.782	21.987	24.518	327.5	42	1'42.690 P	25.057	26.313	23.019	28.301	320.9
52	1'36.879 P	23.085	25.060	22.054	26.680	325.4	43	24'31.981	23'14.080	28.063	23.721	26.117	
53	3'20.284	2'00.468	29.038	24.513	26.265		44	1'35.618	21.844	25.753	22.572	25.449	312.7
54	1'36.965	21.969	26.415	23.015	25.566	321.1	45	1'35.030	21.498	25.526	22.562	25.444	313.3
55	1'35.336	21.391	25.466	23.122	25.357	321.5	46	1'34.189	21.330	25.206	22.424	25.229	324.0
56	1'34.229	21.136	25.228	22.638	25.227	321.8	47	1'33.126	20.942	24.976	22.180	25.028	318.7
57	1'34.216	21.283	25.118	22.496	25.319	323.4	48	1'32.839	20.879	24.904	22.291	24.765	319.1
58	1'34.205	21.252	25.140	22.539	25.274	321.8	49	1'41.562 P	22.555	26.806	23.265	28.936	320.1
59	1'43.536 P	22.705	26.908	23.398	30.525	320.8							
60	8'08.169	6'52.554	26.810	23.132	25.673								
61	1'33.426	20.923	25.244	22.365	24.894	322.7							
	unfinished	20.775				323.3							

4th	25	Maverick VIÑALES	Team SUZUKI ECST SPA					
		Runs=11	Total laps=60	Full laps=38				
		1	1:02'02.089	10'42.904	28.031	24.645	26.509	
		2	1'37.256	21.942	26.243	23.105	25.966	312.0
		3	1'35.194	21.561	25.589	22.709	25.335	314.6
		4	1'34.185	21.195	25.322	22.407	25.261	311.8

3rd	26	Dani PEDROSA	Repsol Honda Team SPA					
		Runs=7	Total laps=49	Full laps=35				
		1	1:28'34.732	17'17.376	27.731	23.661	25.964	
		2	1'35.168	21.743	25.657	22.585	25.183	
		3	1'33.484	21.217	25.104	22.261	24.902	315.0
		4	1'32.411	20.953	24.804	22.011	24.643	320.9

Fastest Lap: Marc MARQUEZ Repsol Honda Team SPA **1'31.551** 20.647 24.670 21.783 24.451

These data/results cannot be reproduced, stored and/or transmitted in whole or in part by any manner of electronic, mechanical, photocopying, recording, broadcasting or otherwise now known or herein after developed without the previous express consent by the copyright owner, except for reproduction in daily press and regular printed publications on sale to the public within 60 days of the event related to those data/results and always provided that copyright symbol appears together as follows below.
© DORNA, 2016



Day 1 Session

MotoGP

Lap	Lap Time	T1	T2	T3	T4	Speed	Lap	Lap Time	T1	T2	T3	T4	Speed	
34	1'33.358	21.036	25.117	22.353	24.852	310.2	27	1'31.903	20.870	24.667	21.779	24.587	319.5	
35	1'32.013	20.724	24.694	21.862	24.733	311.4	28	1'40.633	P 22.544	27.524	22.716	27.849	317.1	
36	1'31.720	20.708	24.550	21.778	24.684	312.7	29	12'45.040	11'32.102	26.028	22.200	24.710		
37	1'37.905	P 20.767	24.887	23.630	28.621	312.7	30	1'32.133	20.834	24.884	21.858	24.557	317.7	
38	17'17.326	16'01.674	26.630	23.373	25.649		31	1'31.791	20.826	24.630	21.773	24.562	318.5	
39	1'34.088	21.182	25.130	22.752	25.024	310.3	32	1'31.767	20.745	24.675	21.815	24.532	316.9	
40	1'32.602	20.853	24.688	22.123	24.938	313.4	33	1'40.283	P 22.368	26.021	22.791	29.103	316.9	
41	1'33.105	20.913	25.274	22.049	24.869	315.7	34	1:06'02.739	14'48.370	26.855	22.665	24.849		
42	1'33.645	21.063	24.889	22.329	25.364	312.6	35	1'32.540	20.945	24.939	21.970	24.686	316.9	
43	1'32.462	20.935	24.687	21.950	24.890	310.2	36	1'32.088	20.891	24.742	21.842	24.613	316.4	
	unfinished	20.779				310.7	37	1'31.924	20.878	24.754	21.786	24.506	317.3	
44	1:38'04.274	P 29.163	23.955	31.361			38	1'48.949	P 23.829	31.094	22.673	31.353	318.4	
45	4'57.790	3'42.190	26.762	23.174	25.664		39	10'30.484	9'13.981	27.439	23.135	25.929		
46	1'33.731	21.288	25.336	22.198	24.909	310.4	40	1'42.281	23.217	30.547	22.795	25.722	313.7	
47	1'32.354	20.790	24.928	21.931	24.705	312.5	41	1'39.643	P 22.804	25.949	22.505	28.385	314.6	
48	1'32.016	20.886	24.573	21.886	24.671	316.4								
49	1'39.551	P 20.851	27.279	23.279	28.142	313.3	6th 35 Cal CRUTCHLOW						LCR Honda	GBR
50	8'28.544	7'13.053	26.813	23.166	25.512		Runs=11						Total laps=54	Full laps=33
51	1'34.028	21.202	25.428	22.395	25.003	309.2	1	49'07.096	17'47.427	29.594	23.769	26.306		
52	1'32.425	20.933	24.807	21.951	24.734	309.5	2	1'35.767	22.037	26.133	22.554	25.043	312.3	
53	1'31.933	20.759	24.602	21.909	24.663	310.2	3	1'32.953	20.957	25.046	21.991	24.959	314.8	
54	1'31.947	20.780	24.599	21.899	24.669	311.6	4	1'36.835	20.964	27.077	23.213	25.581	315.6	
55	1'40.216	P 21.374	27.293	23.124	28.425	310.7	5	1'36.939	P 21.234	24.748	23.428	27.529	314.5	
56	9'34.652	8'19.614	26.716	22.839	25.483		6	17'45.965	16'29.804	26.974	23.402	25.785		
57	1'33.690	21.194	25.218	22.237	25.041	309.0	7	1'34.442	21.250	25.615	22.594	24.983	313.8	
58	1'32.528	20.939	24.702	21.982	24.905	311.1	8	1'31.911	20.841	24.675	21.775	24.620	321.8	
59	1'39.870	P 20.970	24.748	24.876	29.276	310.0	9	1'32.042	20.809	24.640	21.863	24.730	316.2	
	5th 99 Jorge LORENZO	Movistar Yamaha Mot SPA					10	1'32.096	20.840	24.690	21.770	24.796	316.3	
		Runs=8	Total laps=41		Full laps=25		11	1'40.436	P 25.606	25.765	22.741	26.324	314.2	
1	1:37'28.405	16'09.565	28.346	24.213	26.281		12	27'39.501	16'20.240	28.535	24.706	26.020		
2	1'36.279	22.037	26.022	22.784	25.436	302.7	13	1'34.954	21.626	25.781	22.623	24.924	311.6	
3	1'34.339	21.408	25.478	22.405	25.048	317.6	14	1'33.009	21.137	24.723	22.001	25.148	314.1	
4	1'33.389	21.151	25.190	22.201	24.847	317.8	15	2'49.773	P 20.923	1'20.577	30.948	37.325	314.5	
5	1'42.078	P 20.847	28.489	23.652	29.090	319.0	16	51'39.376	10'18.316	30.702	24.627	25.731		
6	39'16.393	18'01.073	27.309	22.730	25.281		17	1'34.817	21.589	25.483	22.734	25.011	314.1	
7	1'34.105	21.218	25.484	22.354	25.049	317.4	18	1'32.528	21.008	24.806	21.969	24.745	316.0	
8	1'33.270	21.075	25.109	22.090	24.996	317.0	19	1'33.264	21.040	24.792	22.285	25.147	316.3	
9	1'33.040	20.962	25.102	22.195	24.781	317.7	20	1'52.682	P 30.933	28.492	24.027	29.230	314.6	
10	1'49.372	P 25.560	31.789	23.130	28.893	317.4	21	38'30.066	17'09.359	29.313	24.848	26.546		
11	50'58.905	19'44.514	26.485	22.606	25.300		22	1'36.209	21.502	26.750	22.679	25.278	313.8	
12	1'34.587	21.274	25.786	22.561	24.966	317.4	23	1'32.871	20.984	24.965	21.952	24.970	315.0	
13	1'33.341	21.290	24.978	22.255	24.818	317.0	24	1'35.174	21.133	24.864	21.959	27.218	312.5	
14	1'39.052	25.959	26.092	22.170	24.831	316.6	25	1'40.937	P 21.042	27.918	23.825	28.152	313.8	
15	1'32.885	21.140	24.991	22.019	24.735	317.7	26	23'42.678	12'25.741	27.934	23.345	25.658		
16	1'32.510	20.956	24.801	22.024	24.729	317.1	27	1'36.300	21.745	26.051	22.916	25.588	313.3	
17	1'40.466	P 22.581	26.597	22.509	28.779	318.0	28	1'33.048	21.060	24.919	22.061	25.008	314.1	
18	45'39.389	14'25.200	26.280	22.745	25.164		29	1'33.222	20.992	24.969	22.091	25.170	313.8	
19	1'33.286	21.190	25.124	22.138	24.834	316.6	30	1'43.936	P 24.974	27.196	23.683	28.083	311.0	
20	1'32.758	20.944	25.022	22.020	24.772	316.3	31	1:29'59.977	18'40.819	28.422	24.042	26.694		
21	1'35.201	23.179	25.192	22.005	24.825	301.1	32	1'36.303	21.659	26.218	22.846	25.580	310.8	
22	1'32.413	20.881	24.937	21.912	24.683	316.6	33	1'35.741	P 21.307	25.132	22.274	27.028	312.2	
23	1'39.598	P 22.285	26.445	22.284	28.584	316.2	34	9'52.693	8'36.604	27.233	23.371	25.485		
24	11'35.814	10'22.725	25.923	22.242	24.924		35	1'35.089	21.225	25.953	22.894	25.017	313.5	
25	1'32.054	20.934	24.737	21.843	24.540	316.6	36	1'32.582	20.910	24.847	21.957	24.868	313.3	
26	1'31.958	20.897	24.632	21.818	24.611	317.7	37	1'32.246	20.958	24.747	21.842	24.699	313.1	
							38	1'42.983	P 24.409	26.656	23.905	28.013	313.4	

Fastest Lap: Marc MARQUEZ Repsol Honda Team SPA **1'31.551** 20.647 24.670 21.783 24.451

These data/results cannot be reproduced, stored and/or transmitted in whole or in part by any manner of electronic, mechanical, photocopying, recording, broadcasting or otherwise now known or herein after developed without the previous express consent by the copyright owner, except for reproduction in daily press and regular printed publications on sale to the public within 60 days of the event related to those data/results and always provided that copyright symbol appears together as follows below.
© DORNA, 2016



Day 1 Session

MotoGP

Lap	Lap Time	T1	T2	T3	T4	Speed	Lap	Lap Time	T1	T2	T3	T4	Speed
39	23'05.556	21'49.522	27.431	23.319	25.284		38	4'59.718	3'44.522	26.292	23.134	25.770	
40	1'34.299	21.060	25.798	22.426	25.015	312.3	39	1'35.808	21.474	25.362	23.182	25.790	313.0
41	1'32.548	20.978	24.851	21.845	24.874	312.6	40	1'39.881	P 21.976	25.991	23.040	28.874	307.9
42	1'35.733	21.547	26.682	22.475	25.029	315.0	8th 38 Bradley SMITH Monster Yamaha Tec GBR Runs=10 Total laps=67 Full laps=47						
43	1'31.961	20.795	24.672	21.743	24.751	313.8	1	1:11'55.535	10'33.926	29.798	25.135	26.676	
44	1'41.295	P 24.908	26.018	22.944	27.425	314.1	2	1'37.776	22.369	26.603	23.123	25.681	311.0
45	9'22.234	8'06.246	27.026	23.382	25.580		3	1'35.544	21.639	25.883	22.728	25.294	316.2
46	1'34.200	21.284	25.815	22.225	24.876	310.6	4	1'34.167	21.303	25.401	22.344	25.119	318.3
47	1'35.586	20.878	26.587	23.059	25.062	312.6	5	1'33.715	21.198	25.087	22.327	25.103	317.4
48	1'34.075	P 20.928	24.803	21.866	26.478	313.1	6	1'32.975	21.068	24.928	22.087	24.892	316.3
49	10'54.901	9'37.420	27.736	23.848	25.897		7	1'32.422	20.929	24.774	21.899	24.820	317.8
50	1'35.716	21.790	25.970	22.630	25.326	312.3	8	1'39.079	P 22.147	26.402	22.820	27.710	307.9
51	1'33.139	20.971	25.107	21.986	25.075	313.0	9	36'18.442	35'01.181	27.640	23.744	25.877	
52	1'32.558	20.949	24.865	21.929	24.815	312.2	10	1'35.311	21.672	25.644	22.667	25.328	314.1
53	1'39.377	24.188	26.633	23.124	25.432	314.9	11	1'34.271	21.273	25.386	22.406	25.206	317.0
54	1'32.582	20.929	24.943	21.873	24.837	312.7	12	1'33.302	21.135	25.031	22.149	24.987	316.6
7th 44 Pol ESPARGARO Monster Yamaha Tec SPA Runs=7 Total laps=40 Full laps=26							13	1'32.874	20.926	24.895	22.114	24.939	317.1
1	54'24.854	53'04.567	27.853	23.672	28.762		14	1'32.495	20.800	24.820	22.002	24.873	317.0
2	1'34.103	21.317	25.460	22.281	25.045	316.4	15	1'32.258	20.829	24.757	21.906	24.766	318.5
3	1'33.093	21.078	25.058	22.123	24.834	316.6	16	1'39.473	P 22.114	26.360	23.028	27.971	312.0
4	1'32.534	20.722	24.925	21.980	24.907	318.3	17	36'02.141	34'44.934	27.739	23.617	25.851	
5	1'39.215	P 21.654	26.332	23.280	27.949	317.6	18	1'34.969	21.634	25.619	22.433	25.283	316.9
6	21'57.166	20'42.310	26.429	23.350	25.077		19	1'33.381	21.242	25.057	22.120	24.962	316.9
7	1'34.382	20.799	24.966	22.772	25.845	319.5	20	1'33.052	20.991	24.953	22.178	24.930	316.2
8	1'32.134	20.678	24.793	21.986	24.677	318.8	21	1'32.661	20.972	24.844	21.967	24.878	318.7
9	1'33.683	20.712	24.985	22.947	25.039	320.7	22	1'32.452	20.909	24.753	21.995	24.795	318.3
10	1'31.937	20.677	24.737	21.973	24.550	319.7	23	1'42.822	P 20.820	24.704	27.467	29.831	318.1
11	1'37.966	P 20.927	25.327	22.541	29.171	321.1	24	20'21.730	19'02.594	29.345	23.998	25.793	
12	55'51.745	54'37.002	26.693	22.884	25.166		25	1'35.476	21.662	26.011	22.597	25.206	318.5
13	1'32.342	20.746	25.018	21.968	24.610	317.7	26	1'33.384	21.103	25.200	22.124	24.957	317.6
14	1'32.011	20.646	24.670	21.931	24.764	320.5	27	1'32.722	20.959	24.995	21.965	24.803	318.5
15	3:01'42.843	3:02'27.867	26.699	22.874	25.403	317.4	28	2'01.294	20.882	24.821	21.878	53.713	318.8
16	1'33.343	20.925	25.085	22.410	24.923	316.2	29	1'33.816	21.393	25.389	22.168	24.866	316.6
17	1'32.653	20.816	24.878	22.223	24.736	316.9	30	1'32.260	20.782	24.810	21.902	24.766	318.3
18	1'32.664	20.906	24.824	22.109	24.825	316.4	31	1'32.229	20.905	24.766	21.854	24.704	318.4
19	1'33.902	21.255	25.361	22.247	25.039	317.3	32	1'31.997	20.762	24.709	21.834	24.692	317.1
20	1'32.627	20.843	24.809	22.271	24.704	317.7	33	1'40.889	P 22.977	26.639	23.023	28.250	312.5
21	1'32.230	20.747	24.721	22.076	24.686	318.4	34	1:46'39.897	15'22.682	28.071	23.400	25.744	
22	1'40.492	21.306	26.952	24.259	27.975	319.0	35	1'34.677	21.467	25.547	22.446	25.217	315.7
23	1'32.160	20.780	24.635	22.085	24.660	316.9	36	1'33.425	21.076	25.126	22.247	24.976	316.4
24	1'39.677	P 21.045	24.729	24.333	29.570	318.7	37	1'32.715	20.772	24.883	22.135	24.925	317.6
25	21'13.189	19'58.849	26.192	22.740	25.408		38	1'32.381	20.821	24.858	21.931	24.771	317.7
26	1'33.198	20.971	25.193	22.164	24.870	316.4	39	1'32.161	20.792	24.744	21.890	24.735	319.4
27	1'32.749	20.907	24.847	22.109	24.886	316.0	40	1'32.056	20.747	24.692	21.867	24.750	320.0
28	1'32.812	20.954	24.807	22.223	24.828	319.4	41	1'38.810	P 22.802	25.892	22.564	27.552	303.1
29	1'43.913	23.313	28.305	23.969	28.326	313.5	42	16'16.965	15'02.259	26.599	22.773	25.334	
30	1'34.396	21.167	25.538	22.505	25.186	320.0	43	1'34.289	21.325	25.418	22.352	25.194	316.7
31	1'32.691	20.864	24.890	22.085	24.852	317.8	44	1'33.146	21.064	25.031	22.124	24.927	319.4
32	1'32.605	20.840	24.813	22.168	24.784	316.2	45	1'32.508	20.835	24.815	21.940	24.918	317.3
33	1'42.497	P 22.939	26.874	24.414	28.270	317.1	46	1'32.740	20.838	24.724	22.265	24.913	317.4
34	28'02.244	26'44.412	27.322	24.164	26.346		47	1'32.417	20.818	24.759	21.879	24.961	318.0
35	1'37.908	22.186	26.162	23.402	26.158	308.7	48	1'40.852	P 22.841	26.703	22.990	28.318	311.4
36	1'37.143	21.742	26.434	23.135	25.832	314.8	49	13'03.246	11'47.843	27.158	22.771	25.474	
37	1'39.876	P 21.979	26.141	22.782	28.974	298.7	50	1'33.437	21.118	25.203	22.042	25.074	316.7

Fastest Lap: Marc MARQUEZ	Repsol Honda Team	SPA	1'31.551	20.647	24.670	21.783	24.451
----------------------------------	-------------------	-----	-----------------	--------	--------	--------	--------

These data/results cannot be reproduced, stored and/or transmitted in whole or in part by any manner of electronic, mechanical, photocopying, recording, broadcasting or otherwise now known or herein after developed without the previous express consent by the copyright owner, except for reproduction in daily press and regular printed publications on sale to the public within 60 days of the event related to those data/results and always provided that copyright symbol appears together as follows below.

© DORNA, 2016

Official MotoGP Timing by TISSOT
www.motogp.com



Day 1 Session

Lap	Lap Time	T1	T2	T3	T4	Speed	Lap	Lap Time	T1	T2	T3	T4	Speed				
51	1'32.904	20.984	24.902	22.032	24.986	317.8	36	1'32.005	20.795	24.641	21.778	24.791	310.7				
52	1'32.617	20.811	24.894	21.985	24.927	316.9	37	6'44.891 P	20.920	24.643	1'56.982	4'02.346	310.2				
53	1'41.378 P	23.283	26.594	23.226	28.275	311.9	38	29'30.356	28'14.033	27.298	23.221	25.804					
54	12'54.088	11'35.652	28.660	23.918	25.858		39	1'33.733	21.207	25.272	22.200	25.054	307.8				
55	1'35.652	21.542	25.642	23.071	25.397	314.8	40	1'32.692	20.896	24.988	21.970	24.838	310.7				
56	1'33.507	21.131	25.154	22.234	24.988	316.3	41	1'32.598	20.941	24.921	21.954	24.782	310.3				
57	1'33.080	21.007	24.907	22.230	24.936	315.9	42	1'32.457	20.866	24.787	21.941	24.863	310.7				
58	1'32.217	20.798	24.730	21.916	24.773	317.0	43	1'40.576 P	22.825	26.074	23.277	28.400	303.9				
59	1'40.218 P	20.747	25.978	23.695	29.798	317.0	44	8'59.339	7'44.101	26.715	22.833	25.690					
60	13'01.855	11'43.756	27.584	23.926	26.589		45	1'33.840	21.302	25.261	22.218	25.059	308.0				
61	1'37.695	21.922	26.442	23.149	26.182	298.5	46	1'33.273	20.886	25.066	22.308	25.013	310.8				
62	1'37.191	22.013	26.191	23.066	25.921	314.4	47	1'41.967 P	22.517	27.445	23.347	28.658	308.8				
63	1'37.374	22.187	25.850	22.984	26.353	288.0							10th	4	Andrea DOVIZIOSO	Ducati Team	ITA
64	1'39.953 P	22.538	26.098	23.027	28.290	310.0							Runs=12 Total laps=66 Full laps=42				
65	3'22.407	2'06.990	26.561	23.100	25.756		1	38'49.686	37'32.756	27.573	23.523	25.834					
66	1'35.703	21.279	25.615	22.929	25.880	314.6	2	1'35.868	21.979	25.895	22.652	25.342	323.5				
67	1'39.897 P	21.875	26.074	23.072	28.876	303.9	3	1'33.647	21.135	25.179	22.236	25.097	319.2				
							4	1'32.735	20.867	24.974	22.136	24.758	324.9				
9th	41	Aleix ESPARGARO	Team SUZUKI ECST	SPA	Runs=10 Total laps=48 Full laps=27				5	1'37.959 P	21.500	25.459	22.886	28.114	329.5		
1	1:1'45.595	10'26.568	28.236	24.318	26.473		6	16'04.653	14'49.994	26.362	22.931	25.366					
2	1'36.174	22.074	25.951	22.644	25.505	309.8	7	1'33.241	21.006	25.069	22.214	24.952	323.1				
3	1'33.600	21.215	25.184	22.065	25.136	311.4	8	1'32.648	20.940	24.881	22.017	24.810	323.4				
4	1'33.073	21.023	25.034	22.089	24.927	315.0	9	1'37.490 P	21.452	25.456	22.727	27.855	325.2				
5	1'32.461	20.883	24.811	21.960	24.807	311.9	10	19'50.724	18'35.063	28.066	22.645	24.950					
6	1'32.263	20.875	24.632	21.948	24.808	312.5	11	1'33.100	20.981	25.085	22.209	24.825	326.2				
7	1'39.636 P	22.828	26.179	22.467	28.162	309.9	12	1'32.491	20.831	24.835	22.065	24.760	326.8				
8	26'51.533	25'35.007	27.857	23.109	25.560		13	1'33.266	20.799	24.842	22.558	25.067	327.2				
9	1'33.433	21.221	25.119	22.124	24.969	309.6	14	1'32.318	20.814	24.736	22.009	24.759	326.0				
10	1'32.538	20.866	24.828	21.956	24.888	311.6	15	1'40.638 P	22.305	26.548	23.218	28.567	324.0				
11	1'32.423	20.931	24.685	21.899	24.908	312.2	16	18'22.411	17'03.183	26.452	24.424	28.352					
12	1'42.904 P	22.622	27.565	23.717	29.000	311.9	17	1'38.915 P	21.715	26.115	23.100	27.985	322.4				
13	18'08.691	16'50.718	28.176	23.971	25.826		18	14'09.142	12'51.922	28.276	23.278	25.666					
14	1'33.732	21.385	25.222	22.118	25.007	311.8	19	1'34.565	21.359	25.394	22.741	25.071	321.7				
15	1'32.885	21.018	24.852	22.009	25.006	313.0	20	1'32.803	20.846	24.899	22.078	24.980	327.5				
16	1'32.381	20.941	24.587	21.944	24.909	310.7	21	1'32.518	20.764	24.869	22.022	24.863	324.1				
17	1'38.500 P	20.844	24.573	24.489	28.594	311.2	22	1'40.911 P	22.525	27.855	22.781	27.750	323.3				
18	7'18.300	6'01.254	28.161	23.053	25.832		23	16'57.511	15'41.058	26.868	24.171	25.414					
19	1'32.513	21.023	24.881	21.840	24.769	309.5	24	1'33.647	21.301	25.060	22.235	25.051	323.0				
unfinished		20.725				311.8	25	1'34.568	21.513	25.734	22.300	25.021	324.0				
20	28'30.990		27.714	23.471	26.080		26	1'38.018 P	21.531	25.300	22.361	28.826	323.8				
21	1'35.689	21.665	25.812	22.599	25.613	308.3	27	32'26.808	31'12.065	26.572	22.879	25.292					
22	1'34.459	21.300	25.325	22.442	25.392	308.7	28	1'34.210	21.294	25.520	22.379	25.017	322.1				
23	1'47.845 P	27.387	27.879	23.822	28.757	297.8	29	1'32.992	20.878	25.033	22.165	24.916	323.4				
24	20'44.535	19'28.955	26.852	23.083	25.645		30	1'32.826	20.871	24.894	22.137	24.924	321.1				
25	1'33.785	21.161	25.272	22.299	25.053	308.8	31	1'34.240	20.911	24.917	22.866	25.546	324.1				
26	1'33.180	21.143	24.940	22.119	24.978	313.4	32	1'34.218	20.890	25.281	22.911	25.136	325.7				
27	1'32.818	20.941	24.906	22.049	24.922	308.8	33	1'35.865 P	20.841	24.986	22.081	27.957	324.3				
28	1'42.328 P	23.213	27.674	23.416	28.025	297.8	34	14'53.606	13'39.107	26.746	22.721	25.032					
29	52'47.813	51'31.459	27.243	23.131	25.980		35	1'32.518	20.825	24.955	22.009	24.729	324.0				
30	1'34.348	21.362	25.460	22.349	25.177	306.7	36	1'32.229	20.713	24.801	21.980	24.735	324.6				
31	1'33.860	21.101	25.192	22.334	25.233	309.8	37	1'35.806 P	20.766	24.815	22.020	28.205	324.1				
32	1'43.540 P	22.815	26.750	25.048	28.927	308.4	38	1:36'00.964	34'43.795	28.117	23.328	25.724					
33	27'34.215	26'15.917	27.843	23.483	26.972		39	1'34.977	21.536	25.800	22.558	25.083	322.0				
34	1'33.710	21.330	25.247	22.049	25.084	307.9	40	1'33.309	20.955	25.203	22.257	24.894	322.7				
35	1'32.550	20.908	24.830	21.918	24.894	310.3	41	1'32.951	20.862	25.107	22.149	24.833	323.1				

Fastest Lap: Marc MARQUEZ Repsol Honda Team SPA **1'31.551** 20.647 24.670 21.783 24.451

These data/results cannot be reproduced, stored and/or transmitted in whole or in part by any manner of electronic, mechanical, photocopying, recording, broadcasting or otherwise now known or herein after developed without the previous express consent by the copyright owner, except for reproduction in daily press and regular printed publications on sale to the public within 60 days of the event related to those data/results and always provided that copyright symbol appears together as follows below.
© DORNA, 2016



Day 1 Session

MotoGP

Lap	Lap Time	T1	T2	T3	T4	Speed	Lap	Lap Time	T1	T2	T3	T4	Speed
42	1'32.393	20.876	24.821	21.957	24.739	322.2	29	1'32.469	20.881	24.645	22.129	24.814	321.8
43	1'32.480	20.853	24.783	22.029	24.815	323.1	30	1'32.214	20.772	24.538	22.072	24.832	321.5
44	1'32.295	20.713	24.774	22.002	24.806	322.8	31	1'38.989	P 20.850	26.703	23.843	27.593	320.2
45	1'36.045	P 20.853	24.848	22.045	28.299	322.4	32	27'59.109	26'43.867	26.643	23.178	25.421	
46	21'44.059	20'28.481	26.767	23.136	25.675		33	1'33.342	21.002	25.109	22.259	24.972	320.2
47	1'34.882	21.594	25.490	22.591	25.207	319.8	34	1'33.405	20.879	24.682	22.923	24.921	320.2
48	1'33.784	21.103	25.210	22.382	25.089	321.8	35	1'32.552	20.880	24.676	22.111	24.885	322.0
49	1'33.226	20.935	24.905	22.264	25.122	322.0	36	1'33.218	20.872	24.646	22.609	25.091	321.8
50	1'33.509	21.155	24.935	22.317	25.102	322.1	37	1'32.286	20.851	24.702	22.017	24.716	321.4
51	1'36.805	P 21.004	24.973	22.385	28.443	322.5	38	1'44.039	P 23.515	27.894	23.987	28.643	323.5
52	9'46.864	8'33.099	26.265	22.505	24.995		39	1:53'24.116	2:05.850	28.393	23.749	26.124	
53	1'32.584	20.851	24.901	22.065	24.767	322.7	40	1'34.732	21.449	25.528	22.517	25.238	317.8
54	1'32.554	20.823	24.871	22.159	24.701	324.6	41	1'33.425	20.978	24.980	22.396	25.071	320.2
55	1'32.303	20.849	24.721	21.938	24.795	322.5	42	1'33.130	20.981	25.015	22.207	24.927	321.5
56	1'32.191	20.814	24.704	21.938	24.735	319.0	43	1'40.299	P 22.722	26.525	23.232	27.820	321.5
57	1'32.073	20.785	24.720	21.886	24.682	326.0	44	15'08.140	13'50.634	28.434	23.468	25.604	
58	1'34.119	22.354	24.812	22.025	24.928	324.6	45	1'33.763	21.223	25.211	22.327	25.002	319.0
59	1'35.067	21.488	25.958	22.537	25.084	325.9	46	1'33.075	21.056	24.831	22.227	24.961	318.7
60	1'35.120	P 20.961	24.731	22.082	27.346	326.9	47	1'33.213	21.107	24.885	22.259	24.962	318.7
61	17'35.877	16'20.465	27.234	23.014	25.164		48	1'41.573	P 22.584	26.496	24.075	28.418	317.4
62	1'34.270	21.060	25.213	22.759	25.238	322.0	49	22'08.228	20'52.424	27.285	23.202	25.317	
63	1'32.585	20.831	24.860	22.043	24.851	322.2	50	1'32.819	21.004	24.885	22.119	24.811	319.2
64	1'32.665	20.749	24.845	22.156	24.915	322.7	51	1'32.515	20.894	24.803	22.030	24.788	318.4
65	1'32.417	20.759	24.825	22.032	24.801	322.4	52	1'32.290	20.892	24.596	22.043	24.759	318.1
66	1'39.124	P 21.134	26.488	23.162	28.340	322.2		unfinished	20.828				319.0

11th	45	Scott REDDING	Octo Pramac Racing	GBR		
		Runs=10	Total laps=53	Full laps=33		
1	20'09.298	18'44.802	31.136	25.932	27.428	
2	1'42.051	P 23.266	27.117	23.516	28.152	284.6
3	12'46.155	11'29.070	27.326	23.723	26.036	
4	1'35.556	21.691	25.698	22.837	25.330	317.7
5	1'34.676	21.475	25.231	22.687	25.283	320.4
6	1'33.918	21.211	25.075	22.466	25.166	320.8
7	1'38.379	23.224	26.711	22.941	25.503	321.2
8	1'33.436	21.110	24.916	22.382	25.028	320.1
9	1'39.916	P 22.421	26.306	23.315	27.874	318.0
10	19'20.182	18'04.073	27.019	23.349	25.741	
11	1'34.161	21.311	25.191	22.526	25.133	317.0
12	1'35.254	21.671	25.422	22.859	25.302	319.4
13	1'33.030	20.927	24.851	22.240	25.012	319.7
14	1'33.134	20.915	24.819	22.389	25.011	320.1
15	1'39.770	P 22.617	26.042	23.305	27.806	313.8
16	32'56.569	31'40.042	27.480	23.393	25.654	
17	1'33.821	21.183	25.198	22.425	25.015	318.4
18	1'35.566	21.135	24.967	22.388	27.076	320.0
19	1'33.329	21.204	24.887	22.167	25.071	317.8
20	1'33.021	21.010	24.816	22.217	24.978	320.9
21	1'37.173	23.363	26.029	22.610	25.171	320.0
22	1'33.337	20.884	24.974	22.412	25.067	320.0
23	1'42.806	P 23.844	26.779	23.391	28.792	321.5
24	24'58.081	23'41.753	27.175	23.554	25.599	
25	1'33.515	21.137	25.164	22.310	24.904	318.3
26	1'42.977	P 20.810	29.965	24.101	28.101	321.7
27	9'25.587	8'10.463	26.496	23.194	25.434	
28	1'32.891	20.965	24.868	22.229	24.829	319.5

12th	46	Valentino ROSSI	Movistar Yamaha Mot	ITA		
		Runs=9	Total laps=57	Full laps=39		
1	2:16'42.343	15'25.879	27.237	23.404	25.823	
2	1'35.335	21.563	25.739	22.585	25.448	313.1
3	1'34.424	21.367	25.408	22.437	25.212	313.7
4	1'33.782	21.086	25.189	22.342	25.165	311.8
5	1'33.498	21.194	25.064	22.243	24.997	314.1
6	1'33.105	20.966	24.958	22.151	25.030	314.6
7	1'39.979	P 21.939	26.521	23.139	28.380	312.2
8	37'54.841	36'39.804	26.670	22.904	25.463	
9	1'33.829	21.224	25.311	22.338	24.956	313.4
10	1'33.889	21.123	25.329	22.400	25.037	313.7
11	1'39.485	P 21.204	26.490	23.310	28.481	314.4
12	30'50.739	29'36.200	26.370	22.784	25.385	
13	1'34.205	21.238	25.430	22.407	25.130	314.2
14	1'33.634	21.206	25.226	22.209	24.993	314.9
15	1'33.592	21.032	25.165	22.353	25.042	315.3
16	1'37.443	22.714	26.760	22.667	25.302	315.6
17	1'33.179	21.064	25.055	22.166	24.894	315.9
18	1'33.001	21.068	24.890	22.142	24.901	314.4
19	1'40.705	P 22.358	26.551	23.079	28.717	313.5
20	17'40.000	16'25.093	26.691	22.874	25.342	
21	1'33.750	21.332	25.257	22.265	24.896	315.0
22	1'32.935	20.957	25.053	22.100	24.825	315.0
23	1'32.492	20.876	24.840	22.036	24.740	315.0
24	1'32.750	20.840	24.892	22.196	24.822	314.8
25	1'32.766	20.923	24.801	22.091	24.951	315.0
26	1'40.385	P 22.006	26.543	23.226	28.610	311.1
27	27'05.677	25'51.529	26.232	22.712	25.204	
28	1'33.514	21.105	25.231	22.213	24.965	313.7

Fastest Lap:	Marc MARQUEZ	Repsol Honda Team	SPA	1'31.551	20.647	24.670	21.783	24.451
---------------------	--------------	-------------------	-----	----------	--------	--------	--------	--------

These data/results cannot be reproduced, stored and/or transmitted in whole or in part by any manner of electronic, mechanical, photocopying, recording, broadcasting or otherwise now known or herein after developed without the previous express consent by the copyright owner, except for reproduction in daily press and regular printed publications on sale to the public within 60 days of the event related to those data/results and always provided that copyright symbol appears together as follows below.

© DORNA, 2016

Official MotoGP Timing by **TISSOT**
www.motogp.com

Cheste, Tuesday, November 10, 2015

Page 6 of 12



Day 1 Session

MotoGP

Lap	Lap Time	T1	T2	T3	T4	Speed	Lap	Lap Time	T1	T2	T3	T4	Speed
29	1'33.345	21.128	25.087	22.182	24.948	313.8	25	1'33.228	21.034	25.204	22.100	24.890	319.2
30	1'40.482 P	22.136	26.172	22.943	29.231	314.6	26	1'34.402	21.207	25.762	22.357	25.076	319.1
31	30'11.263	28'46.379	35.383	24.006	25.495		27	1'33.063	21.048	25.056	22.081	24.878	319.5
32	1'33.823	21.165	25.354	22.206	25.098	313.9	28	1'33.073	21.089	24.982	22.107	24.895	319.7
33	1'33.756	21.023	25.137	22.351	25.245	313.7	29	1'32.908	21.059	24.940	22.092	24.817	318.4
34	1'34.161	21.315	25.246	22.578	25.022	315.3	30	1'44.846 P	22.568	27.235	24.377	30.666	319.5
35	1'33.122	21.132	25.052	22.093	24.845	316.9	31	1:24'51.368	23'37.144	26.289	22.438	25.497	
36	1'32.841	20.935	24.796	22.046	25.064	316.2	32	1'32.821	20.954	24.972	22.016	24.879	316.4
37	1'33.461	21.110	25.000	22.199	25.152	311.5	33	1'32.947	20.913	24.949	22.049	25.036	320.0
38	1'39.237 P	22.400	25.895	22.620	28.322	313.3	34	1'40.006 P	21.811	26.023	23.345	28.827	320.1
39	26'00.819	24'45.615	26.509	23.289	25.406		35	1:00'34.537	29'19.575	26.780	22.898	25.284	
40	1'34.634	21.264	25.435	22.432	25.503	311.5	36	1'33.096	21.119	24.976	22.057	24.944	317.7
41	1'33.323	21.101	25.089	22.236	24.897	313.8	37	1'32.712	20.899	24.862	22.101	24.850	318.4
42	1'32.762	20.974	24.882	22.134	24.772	313.5	38	1'32.588	20.840	24.790	22.136	24.822	318.5
43	1'32.746	20.964	24.917	22.031	24.834	313.7	39	1'32.694	20.885	24.856	22.075	24.878	317.4
44	1'32.464	20.833	24.833	21.991	24.807	312.6	40	1'43.959 P	23.722	27.211	23.116	29.910	319.1
45	1'32.401	20.934	24.752	21.914	24.801	312.0	41	29'37.959	28'23.118	26.388	22.762	25.691	
46	1'50.132 P	23.765	29.975	23.521	32.871	313.3	42	1'37.100	21.268	26.248	23.794	25.790	317.7
47	14'54.443	13'38.383	26.916	23.247	25.897		43	1'34.209	21.047	25.092	22.684	25.386	319.8
48	1'35.758	21.782	25.866	22.661	25.449	310.7	44	1'32.818	20.927	24.879	22.117	24.895	319.4
49	1'34.981	21.566	25.624	22.405	25.386	310.6	45	1'32.797	20.949	24.869	22.044	24.935	319.1
50	1'57.479 P	25.046	29.818	25.411	37.204	314.5	46	1'32.442	20.871	24.756	21.987	24.828	318.5
51	14'08.698	12'46.906	27.361	25.681	28.750		47	1'38.400 P	21.062	26.316	23.150	27.872	320.5
52	1'34.383	21.520	25.410	22.447	25.006	312.9							
53	1'32.624	20.848	24.949	22.018	24.809	314.4							
54	1'32.581	20.939	24.840	21.993	24.809	315.0							
55	1'34.238	21.611	25.175	22.359	25.093	314.9							
56	1'32.685	20.887	24.873	21.904	25.021	313.0							
57	1'43.851 P	20.910	28.079	25.234	29.628	313.5							

14th 8 **Hector BARBERA** Avintia Racing SPA
Runs=3 Total laps=38 Full laps=32

1	3:19'01.510	17'42.078	29.023	24.138	26.271	
2	1'36.415	21.895	26.199	22.796	25.525	318.3
3	1'34.755	21.361	25.348	22.479	25.567	317.8
4	1'34.416	21.175	25.253	22.462	25.526	318.8
5	1'33.804	21.282	25.111	22.279	25.132	320.2
6	1'33.626	21.046	25.162	22.350	25.068	319.2
7	1'33.697	21.174	25.125	22.365	25.033	319.5
8	1'33.508	21.015	25.101	22.306	25.086	319.1
9	1'33.339	20.980	25.019	22.259	25.081	318.8
10	1'33.624	21.112	25.083	22.389	25.040	319.7
11	1'37.846	20.955	25.123	25.780	25.988	319.7
12	1'33.296	21.036	25.045	22.212	25.003	321.1
13	1'35.396	21.287	25.727	23.177	25.205	320.9
14	1'33.508	21.145	25.078	22.367	24.918	318.8
15	1'33.261	21.018	25.003	22.284	24.956	318.8
16	1'51.576	24.270	30.405	23.671	33.230	319.5
17	1'33.626	21.241	25.040	22.354	24.991	320.7
18	1'36.052 P	20.980	25.173	22.341	27.558	320.4
19	1:19'48.779	18'32.555	27.148	23.379	25.697	
20	1'40.641	22.557	26.176	23.607	28.301	319.4
21	1'34.704	21.466	25.457	22.552	25.229	321.1
22	1'34.146	21.239	25.244	22.558	25.105	320.1
23	1'36.308 P	21.093	25.095	22.408	27.712	322.5
24	10'54.091	9'39.128	26.784	22.952	25.227	
25	1'34.033	21.163	25.401	22.364	25.105	319.8
26	1'33.184	20.997	25.052	22.208	24.927	320.0
27	1'32.973	20.966	25.022	22.154	24.831	319.1
28	1'33.205	20.990	25.041	22.284	24.890	321.4
29	1'33.026	20.855	24.950	22.151	25.070	320.0
30	1'23.385	20.898	25.034			318.3

13th 9 **Danilo PETRUCCI** Octo Pramac Racing ITA
Runs=8 Total laps=47 Full laps=31

1	32'40.490	31'20.426	28.511	24.203	27.350	
2	1'38.058	22.554	26.658	23.037	25.809	306.7
3	1'35.395	21.611	25.604	22.598	25.582	319.4
4	1'34.873	21.452	25.496	22.612	25.313	318.8
5	1'34.880	21.403	25.345	22.740	25.392	320.2
6	1'34.044	21.242	25.333	22.298	25.171	318.5
7	1'33.915	21.202	25.209	22.348	25.156	317.7
8	1'43.822 P	22.737	26.763	23.876	30.446	319.7
9	31'20.317	30'05.054	26.702	23.124	25.437	
10	1'33.962	21.250	25.235	22.325	25.152	319.5
11	1'33.469	21.155	25.039	22.223	25.052	316.3
12	1'33.497	21.078	25.029	22.202	25.188	317.0
13	1'33.165	21.076	24.954	22.243	24.892	316.9
14	1'33.068	20.969	24.946	22.188	24.965	317.7
15	1'40.678 P	22.879	25.985	22.863	28.951	317.1
16	1:14'46.362	13'30.071	27.119	23.428	25.744	
17	1'39.052 P	21.373	26.947	22.757	27.975	315.7
18	12'14.725	11'00.936	26.111	22.544	25.134	
19	1'33.336	21.056	25.089	22.224	24.967	318.0
20	1'33.381	21.069	25.148	22.173	24.991	317.7
21	1'33.230	21.030	25.045	22.143	25.012	318.8
22	1'33.044	21.002	24.994	22.109	24.939	317.7
23	1'41.692 P	22.922	26.311	23.241	29.218	319.4
24	13'29.868	12'15.627	26.387	22.741	25.113	

Fastest Lap: Marc MARQUEZ Repsol Honda Team SPA **1'31.551** 20.647 24.670 21.783 24.451

These data/results cannot be reproduced, stored and/or transmitted in whole or in part by any manner of electronic, mechanical, photocopying, recording, broadcasting or otherwise now known or herein after developed without the previous express consent by the copyright owner, except for reproduction in daily press and regular printed publications on sale to the public within 60 days of the event related to those data/results and always provided that copyright symbol appears together as follows below.
© DORNA, 2016

Official MotoGP Timing by TISSOT
www.motogp.com

Cheste, Tuesday, November 10, 2015

Page 7 of 12



Day 1 Session

MotoGP

Lap	Lap Time	T1	T2	T3	T4	Speed	Lap	Lap Time	T1	T2	T3	T4	Speed	
31	1'36.609	22.244	26.416	22.786	25.163	314.2	46	1'41.092 P	23.244	26.164	23.248	28.436	311.6	
32	1'33.022	20.959	25.042	22.153	24.868	316.9	47	39'56.107	38'40.527	26.902	23.041	25.637		
33	1'39.031	21.836	26.928	23.865	26.402	319.0	unfinished						21.360	312.6
34	1'33.265	21.016	25.015	22.235	24.999	320.9	16th 53						Tito RABAT	EG 0,0 Marc VDS SPA
35	1'32.468	20.795	24.854	22.036	24.783	320.4	Runs=8 Total laps=84 Full laps=68							
36	1'32.603	20.800	24.878	22.068	24.857	319.2	1	28'28.263	27'07.434	28.803	24.885	27.141		
37	1'33.024	20.800	24.966	22.312	24.946	319.8	2	1'40.289	22.754	27.283	23.851	26.401	297.6	
38	1'40.461 P	22.199	26.472	23.345	28.445	320.0	3	1'37.902	22.106	26.332	23.496	25.968	313.4	
15th 43 Jack MILLER Marc VDS Racing Tea AUS							4	1'36.637	21.801	25.841	23.166	25.829	307.2	
Runs=9 Total laps=48 Full laps=30							5	1'35.941	21.588	25.709	22.906	25.738	313.9	
1	15'58.292	14'40.539	27.972	23.750	26.031		6	1'35.483	21.568	25.485	22.800	25.630	313.1	
2	1'36.642	22.428	26.000	22.791	25.423	310.3	7	1'35.083	21.418	25.403	22.672	25.590	313.9	
3	1'34.988	21.783	25.448	22.487	25.270	315.3	8	1'34.960	21.201	25.416	22.702	25.641	316.9	
4	1'33.794	21.207	25.138	22.281	25.168	314.8	9	1'35.118	21.394	25.471	22.551	25.702	312.2	
5	1'33.659	21.272	25.045	22.274	25.068	314.6	10	1'35.064	21.445	25.375	22.580	25.664	313.0	
6	1'38.935 P	22.301	25.946	23.154	27.534	313.3	11	1'34.521	21.210	25.222	22.482	25.607	313.9	
7	23'29.506	22'14.450	26.725	23.007	25.324		12	1'40.305 P	21.547	26.269	23.012	29.477	312.7	
8	1'33.709	21.311	25.080	22.293	25.025	314.2	13	11'14.974	9'58.904	26.723	23.332	26.015		
9	1'33.106	21.084	24.916	22.112	24.994	315.6	14	1'35.578	21.453	25.676	22.742	25.707	314.1	
10	1'32.938	21.037	24.841	22.097	24.963	314.6	15	1'34.898	21.339	25.292	22.714	25.553	312.0	
11	1'42.111 P	22.614	26.566	25.731	27.200	317.8	16	1'34.661	21.296	25.336	22.583	25.446	314.2	
12	24'08.451	22'48.944	26.792	23.944	28.771		17	1'34.379	21.287	25.285	22.503	25.304	314.4	
13	1'33.469	21.282	25.034	22.135	25.018	315.5	18	1'34.272	21.229	25.165	22.543	25.335	315.7	
14	1'32.889	21.092	24.831	22.005	24.961	315.5	19	1'34.665	21.139	25.419	22.749	25.358	316.3	
15	1'32.850	21.006	24.864	22.022	24.958	315.5	20	1'34.700	21.183	25.375	22.628	25.514	315.3	
16	1'36.213 P	21.162	25.472	22.665	26.914	314.6	21	1'34.311	21.213	25.171	22.504	25.423	313.8	
17	33'38.914	32'24.525	26.350	22.709	25.330		22	1'34.669	21.292	25.295	22.591	25.491	313.7	
18	1'33.457	21.172	25.007	22.189	25.089	307.8	23	1'34.166	21.120	25.273	22.462	25.311	315.6	
19	1'33.983	21.144	25.296	22.321	25.222	316.7	24	1'46.858 P	22.777	29.233	24.204	30.644	315.3	
20	1'33.515	21.318	24.973	22.200	25.024	314.9	25	17'46.465	16'30.291	26.841	23.435	25.898		
21	1'33.471	21.184	24.982	22.264	25.041	315.9	26	1'34.772	21.311	25.578	22.523	25.360	313.7	
22	1'33.794	21.177	25.048	22.323	25.246	316.2	27	1'34.011	21.179	25.120	22.446	25.266	315.5	
23	1'38.649 P	21.556	25.705	22.878	28.510	314.4	28	1'33.866	21.218	25.018	22.420	25.210	314.9	
24	24'09.623	22'54.508	27.201	22.558	25.356		29	1'33.594	21.064	25.002	22.354	25.174	313.5	
25	1'34.940	22.242	25.260	22.266	25.172	314.8	30	1'33.768	21.179	25.062	22.355	25.172	314.1	
26	1'33.345	21.155	24.979	22.177	25.034	314.9	31	1'33.583	21.033	24.992	22.409	25.149	313.0	
27	1'32.957	21.039	24.853	22.064	25.001	315.6	32	1'33.449	21.090	24.935	22.324	25.100	315.7	
28	1'41.966 P	21.037	24.993	23.977	31.959	315.2	33	1'33.406	20.943	24.996	22.307	25.160	314.8	
29	16'31.766	15'17.237	26.358	22.793	25.378		34	1'33.446	21.074	24.882	22.371	25.119	313.3	
30	1'33.029	21.065	24.875	22.143	24.946	313.5	35	1'33.577	21.072	24.940	22.317	25.248	315.6	
31	1'35.312	21.082	24.700	23.832	25.698	319.5	36	1'45.549 P	24.326	27.154	23.530	30.539	309.5	
32	1'32.820	21.097	24.756	21.955	25.012	314.1	37	30'11.712	28'55.929	26.627	23.438	25.718		
33	1'32.594	20.943	24.739	22.047	24.865	315.2	38	1'35.196	21.413	25.610	22.816	25.357	314.5	
34	1'45.163 P	26.238	26.814	23.071	29.040	314.2	39	1'34.351	21.227	25.296	22.581	25.247	315.0	
35	1:35'32.706	34'18.561	26.238	22.576	25.331		40	1'33.955	21.207	25.148	22.451	25.149	313.7	
36	1'33.584	21.236	25.163	22.099	25.086	314.4	41	1'33.545	20.953	25.014	22.377	25.201	317.7	
37	1'32.933	21.045	24.809	22.036	25.043	313.9	42	1'36.050	22.641	25.511	22.579	25.319	317.6	
38	1'32.832	20.985	24.881	21.977	24.989	313.1	43	1'34.063	21.189	25.217	22.467	25.190	316.3	
39	1'32.794	20.972	24.709	22.104	25.009	314.5	44	1'33.769	21.123	25.010	22.398	25.238	316.9	
40	1'39.777 P	22.185	25.833	23.157	28.602	315.2	45	1'33.757	21.225	25.049	22.379	25.104	313.8	
41	22'33.161	21'15.928	27.459	24.301	25.473		46	1'33.570	21.096	24.977	22.376	25.121	316.2	
42	1'33.630	21.190	25.008	22.227	25.205	313.4	47	1'33.444	21.150	24.943	22.274	25.077	316.0	
43	1'33.255	21.139	24.880	22.120	25.116	313.4	48	1'41.584 P	21.106	25.020	25.002	30.456	314.1	
44	1'33.492	21.210	24.849	22.102	25.331	313.9	49	19'16.600	18'01.694	26.151	23.044	25.711		
45	1'33.992	21.337	25.112	22.267	25.276	317.6	50	1'34.336	21.131	25.275	22.633	25.297	314.5	

Fastest Lap: Marc MARQUEZ Repsol Honda Team SPA **1'31.551** 20.647 24.670 21.783 24.451

These data/results cannot be reproduced, stored and/or transmitted in whole or in part by any manner of electronic, mechanical, photocopying, recording, broadcasting or otherwise now known or herein after developed without the previous express consent by the copyright owner, except for reproduction in daily press and regular printed publications on sale to the public within 60 days of the event related to those data/results and always provided that copyright symbol appears together as follows below.
© DORNA, 2016

Official MotoGP Timing by TISSOT
www.motogp.com

Cheste, Tuesday, November 10, 2015

Page 8 of 12



Day 1 Session

MotoGP

Lap	Lap Time	T1	T2	T3	T4	Speed	Lap	Lap Time	T1	T2	T3	T4	Speed
51	1'33.666	21.060	25.053	22.349	25.204	314.5	20	1'20.337	10'03.321	27.977	23.196	25.843	
52	1'33.491	20.943	25.033	22.381	25.134	315.6	21	1'35.219	21.663	25.879	22.468	25.209	310.0
53	1'33.319	20.868	25.118	22.196	25.137	316.7	22	1'53.288	21.319	25.378	41.043	25.548	311.5
54	1'33.290	21.051	24.875	22.293	25.071	314.9	23	1'34.066	21.295	25.326	22.307	25.138	312.0
55	1'46.754	21.065	25.024	35.385	25.280	315.0	24	1'33.379	21.098	25.055	22.094	25.132	312.2
56	1'33.634	21.082	24.974	22.410	25.168	319.5	25	1'42.388	P 22.671	25.925	22.913	30.879	313.9
57	1'33.918	21.161	25.089	22.390	25.278	316.2	26	24'11.645	22'56.698	26.762	22.828	25.357	
58	1'43.965	P 22.701	27.121	23.739	30.404	313.8	27	1'33.666	21.201	25.199	22.181	25.085	309.6
59	1:42'17.298	1'00.213	27.126	23.709	26.250		28	1'33.468	21.218	25.029	22.183	25.038	310.6
60	1'36.452	21.534	26.053	23.031	25.834	312.7	29	1'33.491	21.052	25.102	22.194	25.143	310.7
61	1'35.505	21.412	25.585	22.838	25.670	311.2	30	1'39.986	P 22.345	25.687	22.547	29.407	308.8
62	1'35.501	21.429	25.616	22.731	25.725	313.5	31	1:42'14.082	10'58.061	27.470	23.027	25.524	
63	1'35.650	21.529	25.569	22.912	25.640	314.1	32	1'33.824	21.192	25.300	22.257	25.075	310.3
64	1'43.701	P 23.235	27.170	23.554	29.742	289.6	33	1'33.024	20.953	24.962	22.017	25.092	308.7
65	9'14.272	7'59.084	26.484	23.035	25.669		34	1'32.721	21.049	24.865	21.969	24.838	309.9
66	1'34.674	21.260	25.540	22.548	25.326	313.5		unfinished	20.881	24.842	21.922		309.2
67	1'34.137	21.076	25.278	22.536	25.247	314.6	35	1:30'48.376		27.792	23.497	25.821	
68	1'34.026	21.029	25.295	22.587	25.115	316.6	36	1'36.074	21.831	25.921	22.896	25.426	307.1
69	1'33.856	21.037	25.254	22.516	25.049	314.5	37	1'34.125	21.116	25.332	22.432	25.245	309.1
70	1'33.837	21.245	25.186	22.378	25.028	314.9	38	1'33.171	21.079	24.956	22.113	25.023	308.6
71	1'33.611	21.110	25.118	22.274	25.109	315.2	39	1'32.967	21.016	24.852	22.058	25.041	307.6
72	1'33.830	21.133	25.227	22.377	25.093	314.5	40	1'39.819	P 22.149	25.636	22.822	29.212	307.8
73	1'34.385	21.065	25.154	22.894	25.272	316.3	41	9'42.736	8'27.519	26.554	23.020	25.643	
74	1'33.994	21.137	25.134	22.468	25.255	315.3	42	1'33.783	21.161	25.288	22.260	25.074	306.2
75	1'34.070	21.201	25.121	22.479	25.269	315.9	43	1'33.111	20.977	25.054	22.103	24.977	308.2
76	1'40.114	P 23.335	26.084	22.713	27.982	300.8	44	1'32.916	20.933	24.864	22.059	25.060	308.3
77	17'10.325	15'55.381	26.401	22.836	25.707		45	1'33.103	21.019	24.871	22.073	25.140	307.6
78	1'34.544	21.321	25.434	22.425	25.364	312.2	46	1'39.648	P 22.585	25.755	22.764	28.544	308.8
79	1'34.033	21.207	25.206	22.423	25.197	313.1							
80	1'33.587	21.185	24.957	22.284	25.161	314.4							
81	1'32.945	21.023	24.863	22.136	24.923	317.1							
82	1'32.673	20.851	24.819	22.180	24.823	318.3							
83	1'32.788	20.823	24.918	22.161	24.886	318.4							
84	3'10.443	P 20.914	24.881	1'50.723	33.925	317.3							

17th 6 Stefan BRADL		Aprilia Racing Team GER								
Runs=9	Total laps=47	Full laps=29								
1	49'45.145	18'25.920	29.171	24.012	26.042					
2	1'36.929	22.358	26.258	22.860	25.453	308.7				
3	1'35.161	21.525	25.576	22.661	25.399	311.1				
4	1'33.988	21.336	25.315	22.209	25.128	309.5				
5	1'33.583	21.281	25.098	22.153	25.051	309.4				
6	1'39.045	P 22.511	25.512	22.455	28.567	309.0				
7	19'15.071	17'59.634	26.887	22.868	25.682					
8	1'35.058	21.737	25.701	22.385	25.235	307.9				
9	1'33.469	21.189	25.188	22.102	24.990	309.5				
10	1'33.184	21.119	24.956	22.129	24.980	309.4				
11	1'33.143	21.121	24.959	22.049	25.014	310.6				
12	1'39.515	P 22.215	25.624	22.596	29.080	310.8				
13	21'35.203	20'20.324	26.780	22.830	25.269					
14	1'33.981	21.236	25.332	22.310	25.103	310.0				
15	1'33.380	21.149	25.130	22.153	24.948	309.6				
16	1'33.063	21.057	24.955	22.083	24.968	310.3				
17	1'32.862	21.038	24.884	21.992	24.948	310.7				
18	1'41.129	P 22.211	26.110	23.055	29.753	309.5				
19	23'35.494	P 22'07.084	29.325	26.500	32.585					

18th 76 Loris BAZ		Avintia Racing FRA								
Runs=8	Total laps=53	Full laps=37								
1	1:08'56.931	17'36.303	29.027	24.648	26.953					
2	1'40.575	23.395	26.953	23.790	26.437	305.6				
3	1'43.725	P 22.312	26.221	23.420	31.772	310.6				
4	23'35.550	22'14.999	29.560	24.537	26.454					
5	1'37.648	22.317	26.204	23.158	25.969	311.8				
6	1'36.792	22.136	25.866	22.983	25.807	312.6				
7	1'35.827	21.925	25.630	22.710	25.562	312.2				
8	1'34.680	21.544	25.228	22.454	25.454	311.4				
9	1'34.494	21.513	25.201	22.460	25.320	310.7				
10	1'45.020	P 24.954	26.138	23.182	30.746	309.5				
11	20'31.942	19'15.633	26.844	23.435	26.030					
12	1'35.426	21.749	25.567	22.658	25.452	310.6				
13	1'34.557	21.542	25.207	22.430	25.378	310.6				
14	1'35.658	21.267	25.064	22.614	26.713	311.2				
15	1'34.043	21.423	24.955	22.458	25.207	313.1				
16	1'33.764	21.459	24.967	22.253	25.085	313.1				
17	1'48.867	P 25.866	27.697	23.809	31.495	314.4				
18	23'10.391	21'53.310	27.584	23.621	25.876					
19	1'34.933	21.454	25.431	22.499	25.549	309.4				
20	1'36.675	21.267	27.354	22.731	25.323	311.6				
21	1'34.074	21.348	25.151	22.298	25.277	311.5				
22	1'33.795	21.291	25.002	22.237	25.265	312.9				
23	1'33.743	21.236	25.088	22.236	25.183	311.2				
24	1'50.327	P 24.669	28.205	24.913	32.540	312.7				
25	19'06.408	17'50.386	26.849	23.234	25.939					

Fastest Lap: Marc MARQUEZ Repsol Honda Team SPA 1'31.551 20.647 24.670 21.783 24.451

These data/results cannot be reproduced, stored and/or transmitted in whole or in part by any manner of electronic, mechanical, photocopying, recording, broadcasting or otherwise now known or herein after developed without the previous express consent by the copyright owner, except for reproduction in daily press and regular printed publications on sale to the public within 60 days of the event related to those data/results and always provided that copyright symbol appears together as follows below.
© DORNA, 2016



Day 1 Session

MotoGP

Lap	Lap Time	T1	T2	T3	T4	Speed	Lap	Lap Time	T1	T2	T3	T4	Speed
26	1'34.350	21.498	25.181	22.339	25.332	310.4	26	1'34.604	21.362	25.252	22.505	25.485	313.0
27	1'33.577	21.332	24.959	22.081	25.205	309.6	27	1'36.736 P	21.503	25.458	22.614	27.161	312.0
28	1'33.389	21.169	24.889	22.222	25.109	311.9	28	17'24.213	16'09.723	25.979	22.837	25.674	
29	1'40.155	22.652	28.162	23.990	25.351	312.3	29	1'33.841	21.314	25.079	22.281	25.167	312.6
30	1'33.337	21.302	24.904	22.144	24.987	311.1	30	1'33.106	21.101	24.823	22.093	25.089	313.3
31	1'48.634 P	25.692	26.964	24.711	31.267	312.9	31	1'33.046	21.115	24.794	22.088	25.049	312.9
32	2:04'44.696	13'26.632	28.019	23.835	26.210		32	1'40.069 P	22.253	26.239	22.939	28.638	314.1
33	1'35.960	21.807	25.644	22.735	25.774	311.0	33	17'06.419	15'52.665	25.826	22.677	25.251	
34	1'35.033	21.627	25.371	22.616	25.419	310.7	34	1'33.495	21.167	25.049	22.186	25.093	313.7
35	1'34.038	21.319	25.040	22.416	25.263	312.2	35	1'35.039	21.309	25.920	22.616	25.194	314.6
36	1'33.719	21.231	24.948	22.286	25.254	311.6	36	1'33.429	21.216	24.876	22.206	25.131	315.0
37	1'33.715	21.171	24.972	22.208	25.364	310.6	37	1'38.618 P	21.961	26.094	22.772	27.791	314.8
38	1'33.662	21.439	24.908	22.174	25.141	309.9	38	2:05'57.376	14'42.239	26.417	23.012	25.708	
39	1'37.261	24.911	24.963	22.276	25.111	311.4	39	1'35.062	21.608	25.758	22.540	25.156	312.2
40	1'33.043	21.203	24.767	22.113	24.960	313.3	40	1'34.093	21.541	25.144	22.315	25.093	312.6
41	1'42.436 P	22.545	26.242	23.114	30.535	313.5	41	1'33.707	21.440	24.887	22.243	25.137	312.7
42	29'38.846	18'19.856	27.597	25.132	26.261		42	1'36.998 P	21.318	24.944	22.347	28.389	310.6
43	1'34.488	21.495	25.285	22.391	25.317	313.3	43	26'04.858	14'42.444	32.736	24.003	25.675	
44	1'33.721	21.072	25.174	22.274	25.201	311.2	44	1'34.421	21.352	25.194	22.528	25.347	310.4
45	1'53.014	24.674	30.503	25.427	32.410	310.7	45	1'34.321	21.408	25.146	22.487	25.280	312.0
46	1'54.764 P	21.469	25.193	37.901	30.201	314.1	46	1'34.517	21.406	25.197	22.532	25.382	311.6
47	10'19.597	8'58.724	27.887	26.003	26.983		47	1'39.758	25.915	25.741	22.621	25.481	308.2
48	1'40.278	25.786	26.488	22.771	25.233	313.1	48	1'37.420 P	21.408	25.252	22.501	28.259	310.3
49	1'33.365	21.182	24.793	22.182	25.208	312.6	49	21'58.823	10'44.548	26.073	22.905	25.297	
50	1'33.281	21.311	24.791	22.002	25.177	314.9	50	1'34.241	21.372	25.111	22.432	25.326	311.4
51	1'33.126	21.118	24.862	22.069	25.077	311.8	51	1'33.618	21.195	24.951	22.236	25.236	310.4
52	1'32.943	21.104	24.723	22.121	24.995	311.2	52	1'33.406	21.071	24.813	22.234	25.288	310.2
53	1'49.540 P	25.822	25.967	25.093	32.658	311.1	53	1'33.165	21.102	24.792	22.215	25.056	308.2

19th 68 **Yonny HERNANDEZ** Aspar MotoGP Team COL
Runs=10 Total laps=57 Full laps=37

1	22'41.425	11'20.252	28.547	25.534	27.092	
2	1'39.553	23.209	26.690	23.613	26.041	302.9
3	1'37.113	22.410	25.823	23.095	25.785	312.2
4	1'35.716	21.827	25.591	22.791	25.507	313.4
5	1'35.373	21.804	25.306	22.795	25.468	313.5
6	1'34.867	21.593	25.269	22.599	25.406	313.1
7	1'34.693	21.518	25.174	22.566	25.435	312.9
8	1'34.416	21.380	25.098	22.544	25.394	312.0
9	1'33.902	21.236	24.974	22.480	25.212	312.9
10	1'40.319 P	22.074	26.553	22.882	28.810	313.3
11	37'46.848	16'27.755	26.315	24.187	28.591	
12	1'35.039	21.658	25.461	22.697	25.223	312.6
13	1'33.857	21.275	25.010	22.386	25.186	315.5
14	1'33.685	21.249	24.948	22.330	25.158	316.4
15	1'33.961	21.282	25.033	22.394	25.252	315.5
16	1'37.994 P	21.291	24.961	22.348	29.394	312.3
17	43'17.491	12'02.436	26.325	23.079	25.651	
18	1'34.426	21.348	25.273	22.512	25.293	313.7
19	1'33.879	21.090	25.028	22.388	25.373	314.6
20	1'34.071	21.384	25.011	22.393	25.283	312.9
21	1'34.094	21.278	25.089	22.489	25.238	314.8
22	1'33.686	21.154	24.992	22.357	25.183	315.7
23	1'37.474 P	21.179	25.080	22.375	28.840	313.8
24	25'22.826	14'08.042	26.175	23.002	25.607	
25	1'34.888	21.435	25.306	22.537	25.610	312.5

20th 19 **Alvaro BAUTISTA** Aprilia Racing Team SPA
Runs=12 Total laps=67 Full laps=43

1	35'13.950	13'54.538	27.996	24.659	26.757	
2	1'41.186	22.364	26.947	23.934	27.941	309.0
3	1'49.896 P	25.151	28.305	25.172	31.268	233.9
4	7'46.904	6'30.573	26.841	23.634	25.856	
5	1'35.691	21.622	25.755	22.895	25.419	311.1
6	1'34.814	21.241	25.502	22.668	25.403	311.6
7	1'34.314	21.147	25.409	22.541	25.217	311.5
8	1'33.858	21.035	25.266	22.356	25.201	312.2
9	1'33.702	21.023	25.197	22.359	25.123	310.4
10	1'36.377 P	21.694	25.280	22.474	26.929	311.8
11	16'41.743	15'26.885	26.574	22.975	25.309	
12	1'33.949	21.158	25.240	22.352	25.199	312.2
13	1'33.616	21.099	25.101	22.297	25.119	311.4
14	1'33.525	20.938	25.043	22.423	25.121	312.9
15	1'33.435	21.026	25.050	22.284	25.075	312.3
16	1'33.401	21.026	25.004	22.325	25.046	311.8
17	1'35.664 P	21.199	25.185	22.478	26.802	312.2
18	17'59.847	16'45.419	26.232	22.837	25.359	
19	1'33.648	21.009	25.214	22.386	25.039	311.0
20	1'33.432	20.900	25.174	22.285	25.073	312.5
21	1'33.157	20.920	25.020	22.212	25.005	311.8

Fastest Lap: Marc MARQUEZ Repsol Honda Team SPA **1'31.551** 20.647 24.670 21.783 24.451

These data/results cannot be reproduced, stored and/or transmitted in whole or in part by any manner of electronic, mechanical, photocopying, recording, broadcasting or otherwise now known or herein after developed without the previous express consent by the copyright owner, except for reproduction in daily press and regular printed publications on sale to the public within 60 days of the event related to those data/results and always provided that copyright symbol appears together as follows below.
© DORNA, 2016



Day 1 Session

MotoGP

Lap	Lap Time	T1	T2	T3	T4	Speed	Lap	Lap Time	T1	T2	T3	T4	Speed
22	1'33.495	21.035	25.036	22.326	25.098	311.4	8	1'35.040	21.669	25.306	22.590	25.475	313.3
23	1'33.397	21.065	25.035	22.225	25.072	312.2	9	1'36.166	21.941	25.525	22.974	25.726	313.3
24	1'35.206 P	21.041	24.999	22.306	26.860	312.0	10	1'34.589	21.650	25.229	22.490	25.220	314.9
25	18'45.713	17'31.685	25.978	22.721	25.329		11	1'38.699 P	22.068	25.756	22.912	27.963	313.3
26	1'33.894	21.144	25.285	22.326	25.139	312.2	12	52'46.372	51'25.624	29.301	24.602	26.845	
27	1'33.571	21.044	25.114	22.307	25.106	312.0	13	1'35.904	21.740	25.983	22.716	25.465	315.3
28	1'33.556	21.048	25.032	22.296	25.180	312.0	14	1'34.287	21.528	25.247	22.340	25.172	316.9
29	1'33.810	21.146	25.098	22.409	25.157	311.6	15	1'34.247	21.207	25.352	22.298	25.390	318.5
30	1'38.374 P	21.463	26.066	23.070	27.775	312.7	16	1'33.895	21.382	25.116	22.355	25.042	314.8
31	14'36.563	13'20.287	27.396	23.309	25.571		17	1'33.642	21.166	25.084	22.232	25.160	316.7
32	1'34.792	21.603	25.726	22.449	25.014	311.8	18	1'38.501 P	21.222	25.139	22.437	29.703	316.4
33	1'33.671	21.233	25.172	22.253	25.013	310.8	19	41'52.948	10'35.106	28.208	23.617	26.017	
	unfinished	21.151	24.963	22.166		312.0	20	1'34.273	21.365	25.417	22.368	25.123	317.3
34	39'05.726		27.299	23.877	26.336		21	1'33.610	21.180	25.164	22.196	25.070	316.6
35	1'36.851	21.903	26.132	22.966	25.850	311.2	22	1'33.590	21.110	25.082	22.313	25.085	317.3
36	1'38.533 P	21.660	26.214	22.919	27.740	311.0	23	1'38.752 P	21.258	25.137	22.371	29.986	316.2
37	1:57'11.754	5'53.722	27.593	24.021	26.418		24	37'45.301	36'26.513	28.473	23.881	26.434	
38	1'36.179	21.624	26.108	22.824	25.623	310.7	25	1'34.117	21.489	25.419	22.237	24.972	314.2
39	1'34.794	21.343	25.548	22.605	25.298	309.2	26	1'34.966	21.274	25.773	22.538	25.381	316.7
40	1'34.102	21.210	25.269	22.391	25.232	311.9		unfinished	21.165				316.3
41	1'33.857	21.242	25.067	22.394	25.154	310.7	27	1:58'01.217		28.759	23.947	26.683	
42	1'33.699	21.106	25.195	22.252	25.146	309.6	28	1'34.948	21.516	25.698	22.478	25.256	317.0
43	1'35.437 P	21.146	25.176	22.366	26.749	310.2	29	1'34.014	21.152	25.337	22.320	25.205	315.0
44	11'16.490	10'01.697	26.441	22.907	25.445		30	1'33.966	21.113	25.230	22.412	25.211	316.7
45	1'34.465	21.441	25.357	22.446	25.221	309.0	31	1'39.568 P	22.047	25.967	22.644	28.910	315.5
46	1'33.754	21.142	25.140	22.329	25.143	309.2	32	17'20.365	16'02.950	27.819	23.796	25.800	
47	1'33.871	21.149	25.104	22.358	25.260	310.7	33	1'34.057	21.203	25.293	22.332	25.229	317.4
48	1'34.446	21.623	25.380	22.335	25.108	314.4	34	1'33.781	21.192	25.234	22.156	25.199	316.9
49	1'33.578	21.155	25.036	22.307	25.080	310.4	35	1'33.948	21.276	25.261	22.256	25.155	316.2
50	1'33.634	21.123	25.043	22.305	25.163	310.6	36	1'37.632 P	21.724	25.398	22.406	28.104	316.6
51	1'39.524 P	23.052	25.700	22.736	28.036	309.9	37	21'30.512	20'14.337	27.390	23.119	25.666	
52	22'49.046	21'33.026	27.007	23.258	25.755		38	1'33.961	21.284	25.313	22.167	25.197	318.5
53	1'35.253	21.517	25.773	22.743	25.220	308.8	39	1'33.253	21.108	25.088	22.091	24.966	315.7
54	1'34.066	21.229	25.234	22.354	25.249	311.5	40	1'33.417	21.070	25.200	22.173	24.974	317.7
55	1'34.010	21.230	25.163	22.459	25.158	309.6	41	1'37.239 P	21.314	25.084	22.338	28.503	318.0
56	1'36.949 P	21.301	25.214	22.429	28.005	310.2	42	25'32.681	24'15.383	27.555	23.254	26.489	
57	17'41.750	16'25.243	27.071	23.429	26.007		43	1'33.651	21.150	25.141	22.163	25.197	316.4
58	1'36.244	21.722	25.969	22.845	25.708	309.0	44	1'33.366	21.067	25.131	22.121	25.047	316.9
59	1'37.010	21.534	25.656	22.730	27.090	308.8	45	1'36.679 P	21.203	25.081	22.279	28.116	316.4
60	1'35.459	21.379	25.635	22.634	25.811	310.7	46	12'26.776	11'05.991	28.078	23.774	28.933	
61	1'38.525 P	21.511	25.625	23.229	28.160	310.6		unfinished	20.947				316.6
62	16'02.100	14'46.620	26.720	23.120	25.640			22nd 22	Takuya TSUDA	Suzuki Test Team	JPN		
63	1'34.185	21.284	25.362	22.383	25.156	308.8		Runs=11	Total laps=55	Full laps=33			
64	1'33.086	21.018	24.960	22.162	24.946	309.6	1	1:00'17.942	58'53.041	30.093	26.146	28.662	
65	1'33.326	21.062	24.960	22.212	25.092	309.6	2	1'41.832	23.451	27.190	24.484	26.707	296.0
66	1'33.061	21.083	24.993	22.060	24.925	309.6	3	1'39.462	22.689	26.473	23.773	26.527	305.3
	21st 50	Eugene LAVERTY	Aspar MotoGP Team	IRL			4	1'37.731	22.255	25.944	23.427	26.105	306.3
		Runs=9	Total laps=48	Full laps=29			5	1'37.465	21.882	25.883	23.638	26.062	305.4
1	26'06.998	24'44.121	29.450	25.606	27.821		6	1'37.121	21.694	26.024	23.343	26.060	306.9
2	1'42.488	23.678	27.623	24.275	26.912	279.7	7	1'36.369	21.814	25.655	22.963	25.937	305.6
3	1'38.673	22.654	26.583	23.216	26.220	296.9	8	1'59.989 P	26.371	31.178	26.540	35.900	300.3
4	1'36.866	21.904	26.076	22.961	25.925	310.0	9	12'16.282	10'54.980	29.586	24.575	27.141	
5	1'36.906	21.850	26.365	22.850	25.841	313.0	10	1'38.287	22.071	26.309	23.508	26.399	304.6
6	1'35.672	21.846	25.590	22.619	25.617	311.9	11	1'36.737	21.781	25.932	23.226	25.798	305.3
7	1'35.184	21.747	25.357	22.598	25.482	313.1	12	1'35.779	21.556	25.701	22.868	25.654	307.5

Fastest Lap: Marc MARQUEZ Repsol Honda Team SPA **1'31.551** 20.647 24.670 21.783 24.451

These data/results cannot be reproduced, stored and/or transmitted in whole or in part by any manner of electronic, mechanical, photocopying, recording, broadcasting or otherwise now known or herein after developed without the previous express consent by the copyright owner, except for reproduction in daily press and regular printed publications on sale to the public within 60 days of the event related to those data/results and always provided that copyright symbol appears together as follows below.
© DORNA, 2016

Day 1 Session

MotoGP

Lap	Lap Time	T1	T2	T3	T4	Speed	Lap	Lap Time	T1	T2	T3	T4	Speed
13	1'35.876	21.651	25.594	22.729	25.902	305.4	11	1'36.944	21.782	26.021	22.978	26.163	306.5
14	2'00.938 P	26.754	31.214	25.544	37.426	287.0	12	1'36.338	21.720	25.679	22.869	26.070	303.7
15	26'30.445	25'09.608	29.104	24.713	27.020		13	1'47.215 P	22.120	27.131	23.935	34.029	306.1
16	1'37.492	22.035	26.357	23.136	25.964	303.4	14	5:48'14.148	16'51.634	30.816	24.703	26.995	
17	1'36.204	21.624	25.711	23.001	25.868	305.9	15	1'39.740	22.711	26.950	23.550	26.529	296.5
18	1'35.352	21.475	25.429	22.705	25.743	307.2	16	1'38.242	22.480	26.259	23.195	26.308	297.1
19	1'55.514 P	21.367	29.192	29.066	35.889	306.5	17	1'48.536 P	22.887	28.249	23.539	33.861	297.1
20	9'50.020	8'29.238	29.135	24.324	27.323		18	8'18.651	6'57.114	30.498	24.234	26.805	
21	1'37.841	22.042	26.555	23.369	25.875	307.5	19	1'38.248	22.337	26.359	23.253	26.299	297.0
22	1'35.414	21.316	25.546	22.812	25.740	305.9	20	1'37.348	21.856	26.021	23.170	26.301	299.8
23	1'34.612	21.230	25.296	22.557	25.529	304.3	21	1'37.505	21.907	26.173	23.175	26.250	299.3
24	1'54.237 P	26.262	29.278	24.651	34.046	302.3	22	1'37.242	22.029	26.009	23.062	26.142	299.3
25	2:07'00.113	15'36.670	30.454	25.206	27.783		23	1'55.077 P	23.324	28.543	25.944	37.266	298.1
26	1'39.909	22.749	26.766	23.698	26.696	291.2	24	3'22.305 P	1'42.430	28.554	31.918	39.403	
27	1'37.450	22.169	26.007	23.282	25.992	294.7							
28	1'52.434 P	23.395	28.536	24.632	35.871	297.3							
29	10'20.826	9'01.645	28.497	24.227	26.457								
30	1'37.456	22.303	25.922	23.116	26.115	295.8							
31	1'35.603	21.516	25.600	22.754	25.733	297.8							
32	1'49.265 P	23.331	27.239	24.131	34.564	294.3							
33	15'01.916	13'43.480	28.249	23.753	26.434								
34	1'37.096	22.140	25.862	23.049	26.045	295.6							
35	1'36.207	21.662	25.863	22.800	25.882	296.1							
36	1'48.456 P	22.380	28.543	24.001	33.532	298.2							
37	7'56.335	6'35.461	28.477	25.801	26.596								
38	1'36.474	21.797	25.841	22.822	26.014	297.8							
39	1'35.422	21.571	25.464	22.655	25.732	297.7							
40	1'35.415	21.441	25.488	22.605	25.881	297.8							
41	1'55.784 P	26.453	30.560	26.037	32.734	297.6							
42	12'56.339	11'38.653	27.566	23.376	26.744								
43	1'36.603	21.809	25.949	23.027	25.818	299.2							
44	1'35.795	21.544	25.698	22.857	25.696	297.6							
45	1'51.224 P	26.703	27.598	23.843	33.080	296.5							
46	17'33.013	16'10.543	30.022	25.185	27.263								
47	1'56.977	22.652	26.926	23.539	43.860	296.5							
48	1'41.692	24.068	27.725	23.836	26.063	290.7							
49	1'35.709	21.698	25.582	22.758	25.671	295.4							
50	1'49.174 P	21.570	27.595	24.464	35.545	295.9							
51	10'11.199	8'53.348	28.097	23.635	26.119								
52	1'35.959	21.853	25.634	22.749	25.723	298.6							
53	1'36.215	21.466	25.795	23.236	25.718	297.1							
54	1'34.591	21.379	25.256	22.423	25.533	298.2							
55	2'01.241 P	27.772	32.028	25.935	35.506	296.1							

23rd 12 Nobuatsu AOKI Suzuki Test Team JPN
Runs=5 Total laps=24 Full laps=15

1	4'06.138	2'35.556	32.692	27.863	30.027	
2	1'46.821	24.566	29.093	25.511	27.651	295.5
3	1'42.190	23.320	27.649	24.248	26.973	303.9
4	1'39.918	22.479	26.871	23.481	27.087	305.8
5	1'38.416	22.230	26.410	23.326	26.450	302.1
6	1'38.356	22.231	26.417	23.361	26.347	309.2
7	1'48.335 P	22.252	27.624	24.443	34.016	305.2
8	22'27.116	21'04.685	30.224	25.080	27.127	
9	1'39.017	22.362	26.894	23.342	26.419	304.5
10	1'37.339	21.869	26.208	23.087	26.175	307.5

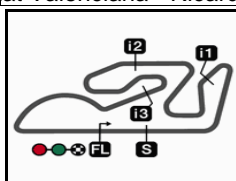
Fastest Lap: Marc MARQUEZ Repsol Honda Team SPA **1'31.551** 20.647 24.670 21.783 24.451

These data/results cannot be reproduced, stored and/or transmitted in whole or in part by any manner of electronic, mechanical, photocopying, recording, broadcasting or otherwise now known or herein after developed without the previous express consent by the copyright owner, except for reproduction in daily press and regular printed publications on sale to the public within 60 days of the event related to those data/results and always provided that copyright symbol appears together as follows below.
© DORNA, 2016

Official MotoGP Timing by TISSOT
www.motogp.com



Cheste, Tuesday, November 10, 2015



4005 m.

VALENCIA MotoGP TEST

Day 1 Session

Best Partial Times

IT Ideal Lap Time, sum of the best partial times

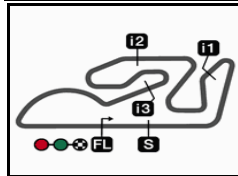
BT Best Lap Time

T1		T2		T3		T4				IT		BT	
Pos	Rider	Time	Rider	Time	Rider	Time	Rider	Time	Pos	Rider	IT	BT	
	1A.IANNONE	20.559	D.PEDROSA	24.523	C.CRUTCHLOW	21.743	M.MARQUEZ	24.451	1	M.MARQUEZ	1'31.434	1'31.551	(1)
	2M.MARQUEZ	20.599	S.REDDING	24.538	M.MARQUEZ	21.768	D.PEDROSA	24.465	2	D.PEDROSA	1'31.492	1'31.681	(3)
	3D.PEDROSA	20.625	M.VIÑALES	24.550	J.LORENZO	21.773	A.IANNONE	24.475	3	A.IANNONE	1'31.506	1'31.639	(2)
	4P.ESPARGARO	20.646	A.ESPARGARO	24.573	M.VIÑALES	21.778	J.LORENZO	24.506	4	J.LORENZO	1'31.654	1'31.767	(5)
	5M.VIÑALES	20.708	M.MARQUEZ	24.616	A.ESPARGARO	21.778	P.ESPARGARO	24.550	5	M.VIÑALES	1'31.699	1'31.720	(4)
	6A.DOVIZIOSO	20.713	A.IANNONE	24.618	B.SMITH	21.834	C.CRUTCHLOW	24.620	6	P.ESPARGAR	1'31.762	1'31.937	(7)
	7A.ESPARGARO	20.725	J.LORENZO	24.630	A.IANNONE	21.854	M.VIÑALES	24.663	7	C.CRUTCHLO	1'31.798	1'31.911	(6)
	8J.LORENZO	20.745	P.ESPARGARO	24.635	D.PEDROSA	21.879	A.DOVIZIOSO	24.682	8	A.ESPARGAR	1'31.845	1'32.005	(9)
	9B.SMITH	20.747	C.CRUTCHLOW	24.640	A.DOVIZIOSO	21.886	B.SMITH	24.692	9	B.SMITH	1'31.965	1'31.997	(8)
	10S.REDDING	20.772	B.SMITH	24.692	V.ROSSI	21.904	S.REDDING	24.716	10	A.DOVIZIOSO	1'31.985	1'32.073	(10)
	11H.BARBERA	20.795	J.MILLER	24.700	S.BRADL	21.922	V.ROSSI	24.740	11	S.REDDING	1'32.043	1'32.214	(11)
	12C.CRUTCHLOW	20.795	A.DOVIZIOSO	24.704	P.ESPARGARO	21.931	A.ESPARGARO	24.769	12	V.ROSSI	1'32.229	1'32.401	(12)
	13T.RABAT	20.823	L.BAZ	24.723	J.MILLER	21.955	H.BARBERA	24.783	13	D.PETRUCCI	1'32.400	1'32.442	(13)
	14V.ROSSI	20.833	V.ROSSI	24.752	D.PETRUCCI	21.987	D.PETRUCCI	24.817	14	J.MILLER	1'32.463	1'32.594	(15)
	15D.PETRUCCI	20.840	D.PETRUCCI	24.756	L.BAZ	22.002	T.RABAT	24.823	15	H.BARBERA	1'32.468	1'32.468	(14)
	16S.BRADL	20.881	Y.HERNANDEZ	24.792	S.REDDING	22.017	S.BRADL	24.838	16	S.BRADL	1'32.483	1'32.721	(17)
	17A.BAUTISTA	20.900	T.RABAT	24.819	H.BARBERA	22.036	J.MILLER	24.865	17	T.RABAT	1'32.601	1'32.673	(16)
	18J.MILLER	20.943	S.BRADL	24.842	A.BAUTISTA	22.060	A.BAUTISTA	24.925	18	L.BAZ	1'32.757	1'32.943	(18)
	19E.LAVERTY	20.947	H.BARBERA	24.854	Y.HERNANDEZ	22.088	L.BAZ	24.960	19	A.BAUTISTA	1'32.845	1'33.061	(20)
	20Y.HERNANDEZ	21.022	A.BAUTISTA	24.960	E.LAVERTY	22.091	E.LAVERTY	24.966	20	Y.HERNANDEZ	1'32.951	1'33.046	(19)
	21L.BAZ	21.072	E.LAVERTY	25.081	T.RABAT	22.136	Y.HERNANDEZ	25.049	21	E.LAVERTY	1'33.085	1'33.253	(21)
	22T.TSUDA	21.230	T.TSUDA	25.256	T.TSUDA	22.423	T.TSUDA	25.529	22	T.TSUDA	1'34.438	1'34.591	(22)
	23N.AOKI	21.720	N.AOKI	25.679	N.AOKI	22.869	N.AOKI	26.070	23	N.AOKI	1'36.338	1'36.338	(23)

These data/results cannot be reproduced, stored and/or transmitted in whole or in part by any manner of electronic, mechanical, photocopying, recording, broadcasting or otherwise now known or herein after developed without the previous express consent by the copyright owner, except for reproduction in daily press and regular printed publications on sale to the public within 60 days of the event related to those data/results and always provided that copyright symbol appears together as follows below.

© DORNA, 2016






4005 m.

VALENCIA MotoGP TEST

Day 1 Session

Fastest Laps Sequence

<i>Practice Time</i>	 <i>Rider</i>	<i>Nation</i>	<i>Motorcycle</i>	<i>Time</i>	<i>Km/h</i>	<i>Rider's Lap</i>
5'52.959	12 Nobuatsu AOKI	JPN	SUZUKI	1'46.821	134.9	2
7'35.149	12 Nobuatsu AOKI	JPN	SUZUKI	1'42.190	141.0	3
9'15.067	12 Nobuatsu AOKI	JPN	SUZUKI	1'39.918	144.2	4
10'53.483	12 Nobuatsu AOKI	JPN	SUZUKI	1'38.416	146.5	5
12'31.839	12 Nobuatsu AOKI	JPN	SUZUKI	1'38.356	146.5	6
17'34.934	43 Jack MILLER	AUS	HONDA	1'36.642	149.1	2
19'09.922	43 Jack MILLER	AUS	HONDA	1'34.988	151.7	3
20'43.716	43 Jack MILLER	AUS	HONDA	1'33.794	153.7	4
22'17.375	43 Jack MILLER	AUS	HONDA	1'33.659	153.9	5
41'59.201	4 Andrea DOVIZIOSO	ITA	DUCATI	1'33.647	153.9	3
42'33.469	45 Scott REDDING	GBR	DUCATI	1'33.436	154.3	8
43'31.936	4 Andrea DOVIZIOSO	ITA	DUCATI	1'32.735	155.4	4
52'10.545	93 Marc MARQUEZ	SPA	HONDA	1'32.077	156.5	3
1:16'21.908	35 Cal CRUTCHLOW	GBR	HONDA	1'31.911	156.8	8
1:36'19.595	26 Dani PEDROSA	SPA	HONDA	1'31.731	157.1	6
1:56'36.791	93 Marc MARQUEZ	SPA	HONDA	1'31.551	157.4	10

These data/results cannot be reproduced, stored and/or transmitted in whole or in part by any manner of electronic, mechanical, photocopying, recording, broadcasting or otherwise now known or herein after developed without the previous express consent by the copyright owner, except for reproduction in daily press and regular printed publications on sale to the public within 60 days of the event related to those data/results and always provided that copyright symbol appears together as follows below.

© DORNA, 2016

Official MotoGP Timing by TISSOT
www.motogp.com

Ceste, Tuesday, November 10, 2015

